



Doug & Amanda Wallerman Dairy Cattle Auction

Friday, April 8 at 10AM

Live Auction with Online Bidding at SteffesGroup.com



Doug 608.343.6872 | Randy 701.429.8894

LOCATION: 20600 Kelp Avenue Norwalk, WI 54648

Mark Your Calendars!



Timed Online

RETIREMENT EQUIPMENT AUCTION

Closing: Wed., April 13 at 1PM

PREVIEW: By Appointment **LOADOUT:** Thursday, April 14, Friday, April 15 from 9AM-4PM

AUCTIONEER'S NOTE: Equipment is in good repair and most is stored inside.



Timed Online

RETIREMENT FORAGE AUCTION

Closing: Wed., April 13 at 2PM

PREVIEW: By Appointment **LOADOUT:** Before May 1, 2022

AUCTIONEER'S NOTE: All remaining forage inventory will sell. Corn silage stored in 12'x300' ag bags, grass hay and bedding will sell. Corn silage will be sold by the bag. Testing will be provided by Dairyland Labs. All items to be remove prior to May 1, 2022.

Doug 608.343.6872 | Randy 701.429.8894

SteffesGroup.com



Further explanations of this report can be found at VAS.com.

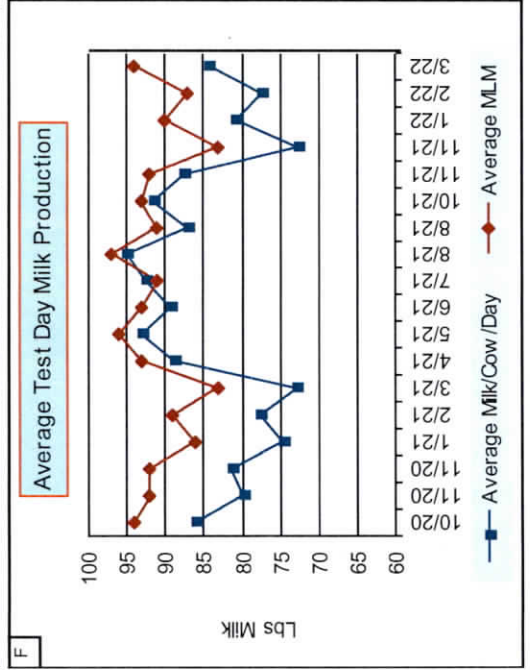
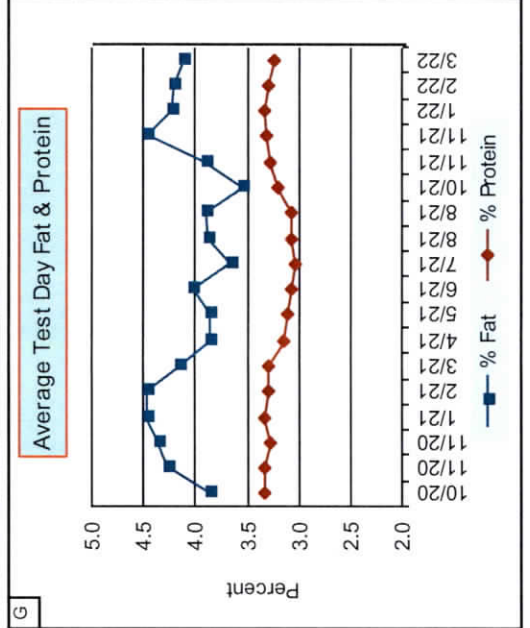
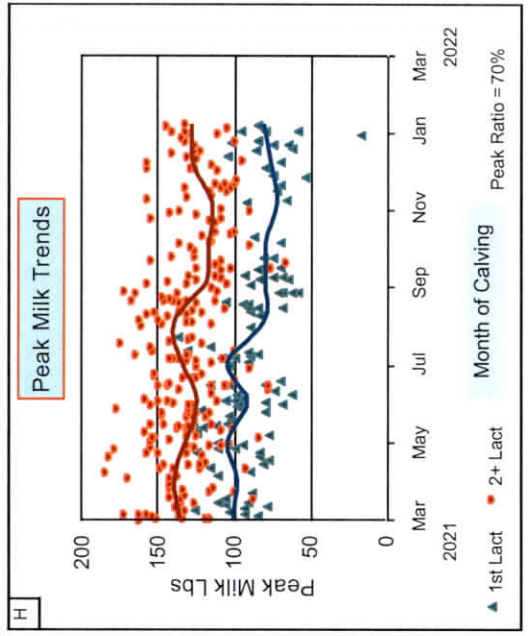
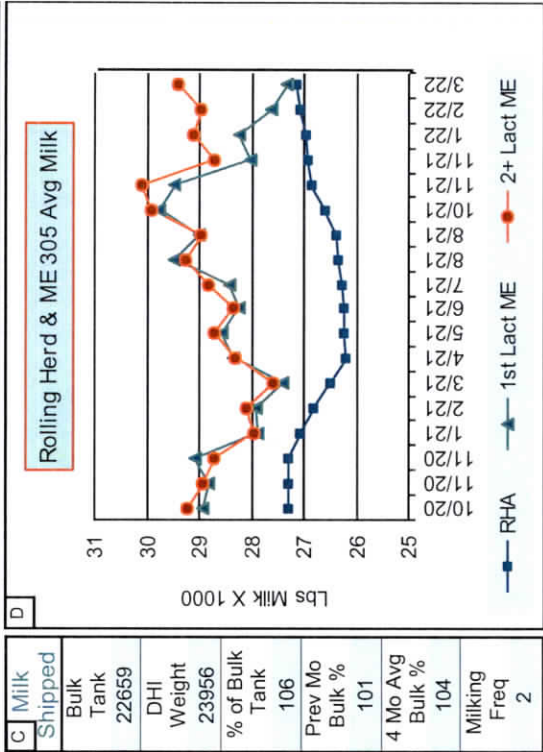


Milk Production

Rolling Herd Averages												
Test Day Average Production						Entire Herd						
Test Date	Cows		Milking Cows Only			Cd	Cows			Entire Herd		
	Total	Milk	305 Day ME Lactation Avg	Milk	% Fat		% Pro	LDIM	Milk	% Fat	% Pro	Chs Yld
Avg's	404	346	171	86	92	86.7	3.97	3.18	156	12.6		
03/21	337	284	177	84	94	84.3	4.12	3.24	150	13.2	3	2892
02/15	369	307	175	84	87	77.5	4.20	3.28	145	13.2	3	2885
01/03	362	305	172	85	90	80.8	4.22	3.32	148	9.8	3	2884
11/30	416	364	180	88	83	72.7	4.46	3.31	160	14.4	3	2889
11/01	422	378	172	89	92	87.6	3.89	3.27	136	12.3	3	2888
10/04	411	364	171	89	93	91.5	3.55	3.20	122	11.5	3	2875
08/30	418	368	168	88	91	87.2	3.90	3.07	166	12.0	3	2861
08/02	423	360	160	86	97	95.1	3.88	3.06	160	12.7	3	2857
07/05	423	366	162	86	91	92.6	3.65	3.03	161	12.2	3	2854
06/01	419	343	165	82	93	89.2	4.03	3.07	192	11.7	3	2847
05/03	426	353	173	85	96	93.1	3.85	3.11	150	12.1	3	2846
04/05	422	358	174	85	93	88.7	3.86	3.14	182	16.0	3	2840
Increased (2/31)	419	355	183	85	83	72.9	4.15	3.28	177	6.4	3	2860

Cows Currently in the Herd - Averages															
Lact Group	Cow Lacts	305 Day ME Lactation Avg			Age Mos	Peak Milk	Early (1 - 100 Days)		Mid (101 - 240 Days)		Late (241 + Days)				
		Milk	Fat	Pro			Num	%Last	Num	%Last	Num	Milk	%Last		
1st Lact	115	27325	1119	860	25.9	91	28	67.8	114	29	72.9	108	26	70.5	102
2nd Lact	102	30188	1173	933	38.4	124	16	98.5	112	30	91.9	101	31	67.7	98
3+ Lact	157	28872	1156	901	60.0	134	36	115.0	111	55	96.9	108	33	66.7	93
All	374	28755	1149	897	43.6	118	80	95.2	112	114	89.5	106	90	68.2	97
Breed Average		27135	1075	833	42.7	100	90.0	109	82.2	97	82.2	97	64.7	92	

B Did You Know?
 Take a look at your Peak Milk Trends in Block H. First lactation cows and older cows should peak with each other. A good peak ratio is 76% - 78%. If the peak ratio is lower than 76%, your first lactation animals may be underperforming. If your peak ratio is over 80%, you may have high performing first lactation cows - or your older animals may be underperforming. Also, be sure that the trend line for your peaks overall is holding steady or increasing.
 For assistance, contact your DHI Association or Region at (608) 269-4011.



Reproduction & Genetics

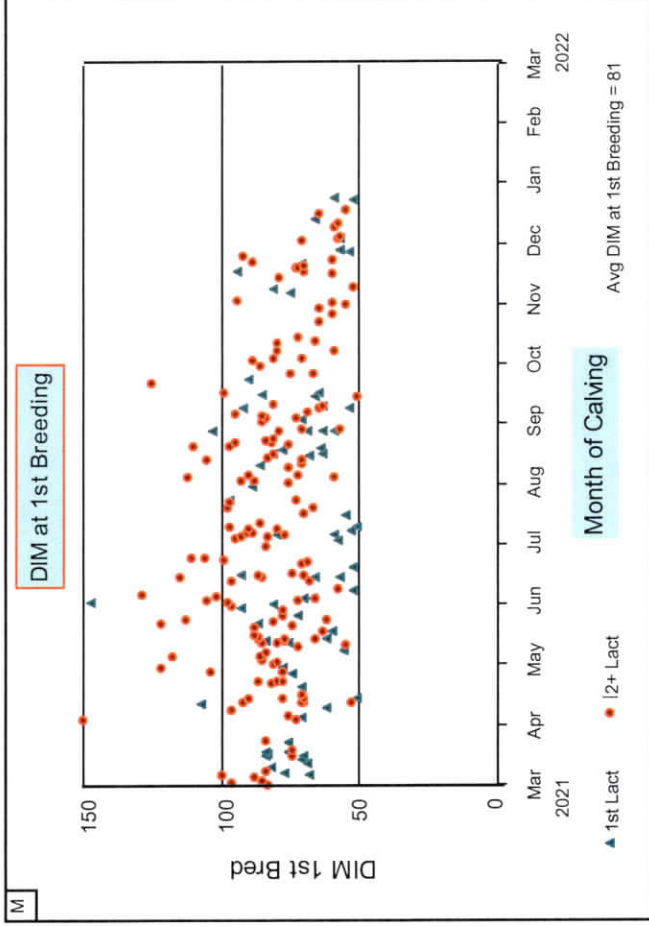
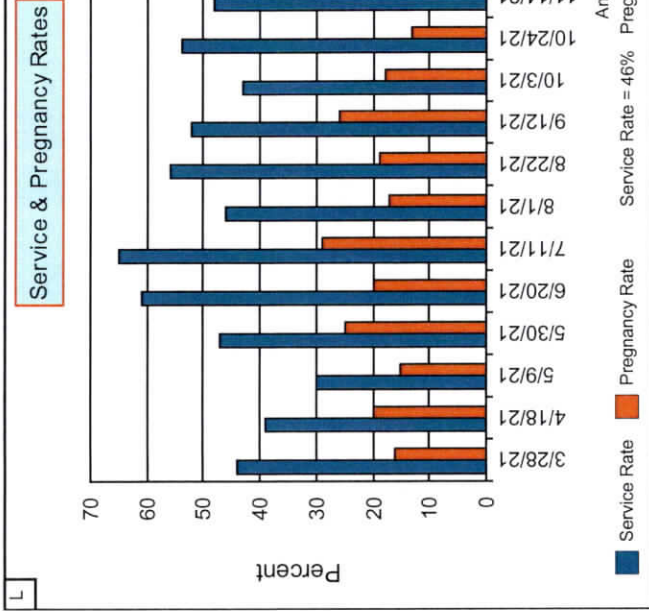
Name RIDGEVILLE HOLSTEINS TOO
 Test Date 3/21/2022 Herd Code 35420458

MAR 2022

General Reproductive Info			
Calv Int, Proj	12.8	Calv Int, Hist	13.3
Days Open, PG	113	SPC, PG	1.8
Repeat Breeding Analysis	3 - 17 Days	18 - 24 Days	
% Total Repeats	5		32
Conception Rate %	8		28
Conception Rates:	Heifers	1st Lact	2nd Lact
	85	57	50
Days Dry		VVP	
Avg 0 - 39	40 - 70	> 70	Stated
67	0%	24%	55

Service & Pregnancy Rate By Cycle						
21 Day Cycle	Bred Elig	Bred	Svc Rate %	Preg Elig	Preg Rate %	Preg Loss %
1	264	103	39	245	30	12
2	220	152	69	200	57	7
3	153	96	63	145	32	0
4	113	70	62	105	25	0
5	85	54	64	73	18	0
6	59	33	56	47	13	8

Genetic Value of Sires									
Genetic Group	Total Num	Pct AI	DPR	SCS	Prod Life	Net Merit \$	Cheese Merit \$		
Service Sires	149	99	-1.3	2.88	+1.7	+504	+512		
Heifers	188	95	-1.1	2.96	+0.8	+261	+266		
1st Lact	72	94	-1.1	2.91	+1.1	+101	+105		
2nd Lact	65	95	-1.1	2.95	+1.0	+165	+167		
3+ Lact	138	80	-0.8	2.94	+0.6	+112	+115		
All Cows	275	88	-1.0	2.94	+0.8	+122	+124		
Breed Avg		89	-0.5	2.92	+1.5	+261	+266		



Inventory

Lact	Male			Female		
	Pct Live	Num Live	Num Dead	Pct Live	Num Live	Num Dead
1st	82	50	11	89	63	8
2nd	100	57	0	95	55	3
3+	93	86	6	93	78	6
All	92	193	17	92	196	17

Lact	Entered		Left		Reason - Percent			
	Num	Pct	Num	Pct	Inj/Sick	Mastitis	Died	Feet/Leaps
1st	148	117	66	52	11.9	6.3	4	1.6
2nd	3	3	55	49	10.7	4.5	6.3	0.9
3+	4	2	116	70	16.9	9.6	5.4	7.2
All	155	38	237	59	14.9	7.2	5.2	3.7
Avg Cow Count:		1st Lact = 126	2nd Lact = 112	3+ Lact = 166	All = 404			

Month	Projected Herd Inventory - Next 6 Months					
	Apr	May	Jun	Jul	Aug	Sep
Milking Cows	285	272	258	246	220	220
Dry Cows	53	55	53	50	60	41
Calving Cows	26	21	30	20	32	27
Cows to Dry	30	21	29	32	15	27
Calving Hftrs	8	3	4	3	0	1



Production Report

Breed Cntrl Num	RFID Reg / Ear Tag	Sire ID	Sample Day Production				Linear Score	Temp String ID	Vis Barn Name	Last Change Mo Da	Lactation Totals to Date				Age at Calving			Expected or Actual 305			Ranking		Reproductive Status		Type		
			Lbs Milk	% Milk	Lbs Fat	% Fat					Lbs Milk	% Milk	Lbs Fat	% Fat	T/M Lbs	% Milk	Lbs Fat	% Milk	Lbs Fat	% Milk	Lbs Fat	% Milk	Lbs Fat	% Milk		Lbs Fat	% Milk
HO 11			84	91	2.8	2.4	3.1	2	08-25	1	61	209	23263	3.3	771	3.0	690	04-09	29993	961	904	A	B	7SM00098	2	2	1
HO 10							6	01-13	10	10	110	290	26393	3.8	1004	3.2	832	05-03	26896	1020	851	C	C	7HO15349	2	2	10
HO 15			72	82	4.2	3.0	0.7	1	06-22	15	148	273	29592	3.9	1142	3.1	917	05-06	31752	1231	997	A	A	7SM00098	1	1	15
HO 24			116	97	2.4	2.8	0.8	2	10-14	24	34	159	20959	2.9	616	3.1	653	04-01	33358	923	1050	D	A	14HO14744	2	2	24
HO 28			96	79	4.3	4.1	2.9	3	11-23	28	1	119	13763	3.9	531	3.0	412	04-00	27035	1106	824	C	C	Open	1	1	28
HO 30							30	02-17	30	30	284	27405	4.2	1160	3.2	888	03-03	27971	1176	911	A	A	7SM00098	2	2	30	
HO 31			78	122	4.5	3.5	1.2	2	07-24	31	92	241	21847	3.8	839	3.2	696	03-05	26297	1038	862	B	B	7SM00098	5	5	31
HO 10032			96	109	4.5	4.3	2.5	2	10-25	32	1	148	15659	4.6	717	3.1	486	03-08	26875	1227	845	A	C	14HO14744	1	1	32
HO 10033			72	95	3.9	2.8	0.7	1	06-10	33	160	285	25636	3.9	987	3.1	799	03-04	27011	1040	845	B	B	7SM00098	2	2	33
HO 10034			84	124	4.3	3.6	0.4	1	06-15	34	155	280	25118	4.0	998	3.3	820	02-11	27129	1083	897	A	A	7SM00098	2	2	34
HO 45			82	84	3.7	3.0	2.2	1	07-09	45	131	256	28610	3.9	1119	2.9	835	07-10	26149	1251	962	A	A	7SM00098	1	1	45
HO 2444			98	111	4.4	4.3	2.2	2	07-17	60	233	248	27958	3.4	940	2.9	799	07-10	33114	1163	970	A	A	14HO07770	1	1	60
HO 71							6	02-03	71	61	352	26608	3.3	871	2.9	776	02-03	23842	759	690	B	C	7SM00098	2	2	71	
HO 90			112	122	3.8	4.3	0.2	2	09-21	90	29	182	21583	4.1	887	3.2	696	05-07	31935	1284	1038	A	A	7SM00098	4	4	90
XX 23556			40	87	5.5	2.2	1.9	1	07-13	99	92	252	13464	5.0	678	3.6	489	02-02	15335	784	567	D	D	BULL	1	1	99
HO 100							100	02-24	100	100	293	30277	3.5	1054	3.0	918	03-04	31009	1080	944	B	A	7HO15349	1	1	100	
HO 101							101	03-10	101	101	219	16168	3.5	561	3.1	507	02-02	20133	746	637	C	C	14HO07770	1	1	101	
HO 1005			84	117	4.0	3.4	1.4	3	11-22	105	1	120	9204	4.5	411	3.3	303	03-01	20958	904	704	D	D	7HO15423	3	3	105
HO 124			116	95	3.9	4.5	2.4	2	10-22	124	1	151	16836	4.1	696	2.7	462	05-11	30004	1218	829	C	D	Open	1	1	124
HO 129			128	138	3.7	3.8	0.2	3	12-17	129	6	379	32534	4.4	1428	3.2	1052	04-10	28670	1253	911	B	C	7SM00098	2	2	129
HO 137			108	108	5.7	6.2	2.8	4	02-28	137	1	22	2365	3.4	81	3.2	76	05-04	28045	940	812	D	D				137
HO 139			108	108	5.7	6.2	2.8	4	02-27	139	1	23	2087	6.3	132	3.2	67	05-03	25233	1288	735	A	D				139
HO 141							141	02-22	141	141	307	31719	3.8	1213	3.1	986	04-05	31611	1208	982	A	A	7SM00100	4	4	141	
HO 160			28	48	6.7	1.9	3.7	3	01-23	160	2	58	2618	4.0	105	2.6	69	02-05	10150	594	266	D	D				160
HO 175			102	138	3.7	3.8	2.3	3	12-07	175	1	105	9429	3.9	370	3.0	281	02-10	23649	929	727	C	C	7HO15349	2	2	175
HO 194			64	97	3.7	2.4	1.6	3	11-30	194	2	112	6856	3.8	262	3.0	206	02-00	17534	697	537	D	D	7HO15349	1	1	194

ACPR-202		Test Day Averages				Rolling Herd Average				CAR code Z = record not computed.			
3/25/2022	7:43:29 AM	Number of Cows	% DIM	Lbs Milk	% Milk	Lbs Fat	% Fat	Number of Cows	Days in Milk	Lbs Milk	% Milk	Lbs Fat	% Fat
284	84	284	84	84.3	104	4.12	3.47	404	314	27135	3.96	1073	3.18
		404	314	27135	3.96	1073	3.18						



Production Report

Breed	Cntl Num	RFID	Reg / Ear Tag	Sire ID	Sample Day Production						Temp String	Vis ID	Last Change	Lactation Totals to Date						Expected or Actual 305			Ranking		Reproductive Status		Type					
					Lbs Milk	% Milk	% Fat	% Lact	C	A				R	Fat	Pro	Count	Linear Score	Code	Mo	Da	Yr	Mo	Lact	Yr	Mo		Lbs	Value	Lbs	Fat	Milk
HO	20195										3	195	27	03-02	63	3632	4.1	149	2.8	101	02-00	1	\$3334	700	488	D	D					195
HO	197	840003138873655		7HO12344						2	197	1	09-15	188	19959	4.6	918	3.3	664	03-11	3	\$5923	1298	940	B	B					197	
HO	199	840003138873657		7HO12344						2	199	1	08-09	215	23294	3.5	821	3.2	745	03-02	2	\$5384	1048	928	B	A					199	
HO	203	840003201483530		7HO12769						2	203	1	08-15	219	23370	2.9	669	2.9	670	03-01	2	\$5278	911	923	C	A					203	
HO	204	840003201483531		7HO11596						2	204	1	09-12	191	18653	3.4	640	3.2	593	03-01	2	\$4785	916	831	D	B					204	
HO	206			799HO00004						2	206	2	09-10	193	14592	4.2	611	3.2	472	02-00	1	\$3976	805	666	C	C					206	
HO	221			7HO11283						3	221	6	03-10	331	36345	3.4	1227	2.8	1031	04-04	3	\$6112	1158	974	B	A					221	
HO	226	144047129		MAYFIELD						6	226	24	03-10	258	23203	3.4	791	3.2	734	04-01	3	\$4210	860	791	D	C					226	
HO	231									3	231	1	12-26	86	9236	5.2	478	3.3	301	05-00	4	\$5872	1442	819	A	C					231	
HO	233	144112010		7HO11351						1	233	6	02-24	342	37128	3.6	1352	3.2	1179	04-01	3	\$6608	1278	1123	A	A					233	
HO	237	74146387		7HO12042						2	237	1	10-01	172	16528	4.0	657	3.1	512	06-03	5	\$5204	1074	835	C	C					237	
HO	243	74146393		200HO04144						2	243	1	08-02	232	20730	3.6	740	3.2	654	05-11	4	\$4885	923	857	D	C					243	
HO	244	74146394		7HO11314						1	244	1	07-07	258	29172	3.5	1010	3.0	869	05-10	2	\$6110	1169	1014	B	A					244	
HO	246	840003150636609		7HO12198						1	246	1	06-22	273	27822	2.9	815	3.2	892	03-00	2	\$5095	872	967	D	A					246	
HO	248	74146398		94HO14105						1	248	23	02-22	351	28720	3.8	1088	3.0	848	05-05	4	\$4980	1014	768	C	C					248	
HO	252	840003150636615		7HO11585						3	252	1	01-22	59	7399	3.7	276	3.0	220	03-04	2	\$5497	1078	894	C	B					252	
HO	255	74146405		7HO12165						6	255	25	03-08	316	31670	4.3	1350	3.5	1124	05-01	4	\$6293	1306	1091	A	A					255	
HO	257									2	257	1	08-12	222	20437	4.6	931	3.5	725	04-01	3	\$5546	1218	920	A	A					257	
HO	20259	74146409		7HO11314						3	259	1	01-02	79	9303	3.5	330	3.1	291	05-10	5	\$5042	967	866	D	C					259	
HO	260	74146410		7HO10506						4	260	1	07-10	255	21832	3.7	817	3.2	694	05-04	4	\$4846	824	824	C	C					260	
HO	2629									6	629	6	01-27	292	28393	3.4	965	3.0	846	02-03	1	\$5095	1003	878	A	A					269	
HO	270	74146420		208HO00148						2	270	1	09-24	179	17067	3.6	615	3.1	536	05-03	4	\$5011	975	850	D	C					270	
HO	271	144370988		7HO12597						3	271	1	02-10	40	4139	4.3	179	3.0	126	04-03	3	\$5195	1059	806	C	C					271	
HO	276	74146426		7HO11314						2	276	1	08-03	231	27216	4.1	1113	2.9	786	04-11	3	\$6590	1380	993	A	A					276	
HO	277	74146427		7HO11314						1	277	6	02-24	366	36141	4.2	1516	3.1	1112	04-06	3	\$6447	1344	998	A	A					277	
HO	288	74146438		200HO10036						2	288	1	11-03	139	13347	4.0	535	3.0	405	04-10	3	\$4842	1018	751	D	D					288	

Test Day Averages		Rolling Herd Average					
Number of Cows	% DIM	Lbs Milk	% Milk	% Fat	% Lact	Lbs Fat	Lbs Pro
284	84	84.3	104	4.12	3.47	3.24	2.73
404	314	27135	3.96	1073	3.18	862	

AGPR-202
3/25/2022
7:43:30 AM

CAR code Z = record not computed.



Production Report

Breed	Reg / Ear Tag	RFID	Sire ID	Sample Day Production				Linear Score	Temp String	Vis ID	Last Change	Lactation Totals to Date				Age at Calving			Expected or Actual 305			Ranking			Reproductive Status		Type
				Lbs Milk	% Fat	% Milk	% Solids					Code	Mo	Da	Yr	Mo	Lact	\$ Value	Lbs Fat	Lbs Milk	Lbs Pro	Milk	Fat	Pro	Milk	Fat	
HO 353	840003143707042	7HO12587	DIAMONDBACK	104	4.8	5.0	2.6	2.7	35	353	01-25	56	5385	4.6	249	2.9	156	03-04	\$4856	1081	686	B	D	7SM00098	1	353	
HO 20354	840003207963104	7HO13730	UNDENIED	60	94	4.8	2.9	3.4	2.0	80	07-09	256	20998	4.3	903	3.1	655	02-00	\$4826	1035	754	A	A	7SM00098	1	354	
HO 355	840003143707046	200HO10140	ALONZO	60	83	4.3	2.6	3.5	2.1	74	07-16	249	23471	4.0	946	3.2	740	05-00	\$5204	1074	850	B	C	7SM00098	2	355	
HO 20357	840003143707046	200HO10875	OVERWING	94	4.2	3.9	3.0	2.8	80	357	03-09	13	965	4.6	44	3.4	33	03-05	\$4512	930	689	D	D			357	
HO 361	840003143707061	614HO07461	CRANK IT	116	100	3.6	4.2	3.1	3.6	361	11-15	127	12915	3.7	478	3.2	409	05-03	\$5297	1040	908	D	C			361	
HO 364	840003143707056	7HO12353	BEEMER	56	62	1.7	1.0	3.2	1.8	364	10-11	162	15735	4.2	663	3.3	515	05-01	\$4253	865	718	D	D			364	
HO 367	840003143707060	566HO01283	ON POINT	66	87	4.9	3.2	3.6	2.4	371	07-02	263	20138	4.1	816	2.9	580	02-05	\$5157	1039	759	A	B	7HO14821	4	367	
HO 368	840003143707061	14HO06809	AIRLIFT	114	3.6	4.1	2.7	3.1	2.68	368	02-19	31	3110	4.0	123	3.0	94	05-05	\$4784	956	737	D	D			368	
HO 370	840003143707062	14HO07296	RACER	92	115	5.5	5.1	3.5	3.2	370	08-12	222	23130	3.3	761	3.4	784	04-11	\$5743	1131	1023	B	A	Open		370	
HO 371	840003143707060	566HO01283	ON POINT	66	87	4.9	3.2	3.6	2.4	371	07-02	263	20138	4.1	816	2.9	580	02-05	\$4471	942	680	B	C	250HO12961	1	371	
HO 20372	840003143707061	7HO13730	UNDENIED	56	85	3.8	2.1	3.4	1.9	372	05-15	311	21824	4.0	883	3.2	706	02-02	\$4225	869	695	C	C	7HO14160	4	372	
HO 2373	840003143707062	7HO13730	UNDENIED	76	97	4.8	3.6	3.4	2.6	373	07-27	238	17927	4.6	821	3.1	559	02-05	\$4725	1042	715	B	B	7HO11314	1	373	
HO 375	840003143707068	14HO07461	CRANK IT	112	98	3.9	4.4	3.3	3.7	375	10-28	145	17567	4.3	751	3.1	540	03-08	\$6103	1281	963	A	A			375	
HO 376	840003143707071	7HO13730	UNDENIED	66	75	3.9	2.6	3.4	2.2	376	06-26	289	28239	4.0	1136	3.2	917	03-08	\$5974	1221	996	A	A	7SM00093	1	376	
HO 377	840003143707066	200HO02770	MERIDIAN	44	79	4.5	2.0	3.6	1.6	377	05-25	301	23166	4.2	975	3.3	775	02-03	\$4704	983	781	B	B	7HO14160	1	377	
HO 379	840003143707068	7HO11314	MOGUL							379	02-20	272	20717	4.9	1023	3.4	701	02-02	\$4987	1136	776	A	A	7HO15023	3	379	
HO 382	840003143707071	7HO13730	UNDENIED	62	115	5.6	3.5	3.9	2.4	382	06-23	272	19747	4.8	949	3.4	678	02-02	\$4734	1058	758	A	B	7HO14160	2	382	
HO 383	840003143707072	203HO01468	DELTA							383	03-18	347	28137	3.6	1027	3.0	842	01-11	\$4592	898	736	B	B	250HO12961	3	383	
HO 20384	840003143707073	203HO01468	DELTA	68	77	4.2	2.9	3.4	2.3	384	05-18	308	29301	3.8	1118	3.1	911	02-00	\$5535	1112	902	A	A	250HO14579	2	384	
HO 385	840003143707074	203HO01468	DELTA	66	103	5.8	3.8	4.0	2.6	385	08-03	231	16402	5.1	830	3.5	572	02-02	\$4718	1086	738	A	B	7HO15423	3	385	
HO 387	840003143707078	14HO07707	LUNDY	98	102	3.7	3.6	3.2	3.1	387	08-29	205	24224	3.3	804	3.1	750	04-05	\$5872	1104	1019	B	A	7HO15423	1	387	
HO 389	840003143707078	7HO13730	UNDENIED	72	124	5.2	3.7	3.3	2.4	389	08-01	233	16372	4.5	734	3.0	488	02-01	\$4394	977	640	A	C	7HO11314	1	389	
HO 390	840003143707079	7HO11596	DEFIANT	60	103	4.0	2.4	3.2	1.9	390	09-02	201	12984	3.7	483	3.2	412	02-02	\$3452	18095	687	D	D	Open		390	
HO 392	840003143707081	7HO11314	MOGUL	50	104	4.5	2.3	3.5	1.8	392	12-18	94	4641	4.5	207	3.5	163	02-05	\$2978	655	494	D	D	7HO15423	1	392	
HO 394	840003143707081	200HO10437	AIRBORNE	48	77	4.6	2.2	2.8	1.3	394	01-10	71	3885	4.3	167	2.8	109	02-04	\$2898	660	393	D	D			394	
HO 406	840003143707082	250HO14582		62	84	4.1	2.5	3.2	2.0	406	01-13	68	4499	4.4	196	3.2	142	02-01	\$3415	16680	734	D	D	7HO14477	1	406	

Test Day Averages		Rolling Herd Average				CAR code Z = record not computed.								
Number of Cows	% DIM	Lbs Milk	% Fat	% Milk	Number of Cows	Days in Milk	Lbs Milk	% Fat	% Milk	Number of Cows	Days in Milk	Lbs Milk	% Fat	% Milk
284	84	84.3	104	4.12	404	314	27135	3.96	3.18	862				

Production Report



Breed Cntl Num	RFID Reg / Ear Tag	Sire ID	Sample Day Production				Linear Score	Temp String ID	Vis Barn Name	Last Change	Lactation Totals to Date				Age at Calving			Expected or Actual 305			Ranking		Reproductive Status		Type	
			Lbs Milk	% Fat	% Milk	% Pro					Code Mo Da	Mo Da	T/M Lbs Milk Fat	% Fat	% Milk	% Pro	Lbs Fat	Lbs Milk	Lbs Pro	Value Milk	Lbs Fat	Lbs Milk	Lbs Pro	Milk Fat		Pro
HO 413	551HO03627	CRUSHTIME	48	109	4.0	1.9	3.0	1.4	2.6	02-08	42	1899	4.5	85	3.3	62	02-01	1	\$2922	630	460	D	D	7SM000982	7SM000982	413
HO 420	840003135331477	AIRLIFT	56	97	4.6	2.6	3.4	1.9	3.6	06-30	265	22619	4.0	914	3.3	751	05-02	4	\$4897	1008	824	C	C	7SM000982	7SM000982	420
HO 432			102	104	3.8	3.9	2.8	2.9	0.7	12-13	99	9877	3.7	370	3.1	307	05-01	4	\$4734	957	781	D	D	7HO154231	7HO154231	432
HO 483			96		4.4	4.2	3.4	3.3	2.1	03-13	9	665	4.7	31	3.8	25	03-01	2	\$4676	956	757	C	C			483
HO 485			126	175	5.2	6.6	2.9	3.7	0.5	02-04	46	4184	5.0	211	2.9	120	03-00	2	\$5484	1237	757	B	B			485
HO 491			56		6.5	3.6	3.6	2.0	1.1	03-15	7	294	6.8	20	3.7	11	03-01	2	\$4088	906	591	D	D			491
HO 496			56	104	4.6	2.6	3.7	2.1	4.6	04-17	339	23750	4.3	1027	3.3	783	02-02	1	\$4442	943	715	C	C	7SM000985	7SM000985	496
HO 500			30	71	3.6	1.1	3.4	1.0	3.0	06-14	281	24551	2.7	672	3.0	729	03-02	2	\$4147	694	751	B	B	7HO150231	7HO150231	500
HO 20501	35WAF2374		66	127	5.6	3.7	3.4	2.2	0.4	05-31	295	18357	4.3	789	3.2	583	01-08	1	\$3859	825	607	B	C			501
HO 503			96	102	4.8	4.6	3.6	3.5	0.0	02-18	397	38425	3.9	1484	3.0	1162	02-00	1	\$5628	1111	888	A	A	7SM000987	7SM000987	503
HO 504			120	100	3.4	4.1	2.8	3.4	0.0	02-02	48	5506	4.4	241	2.9	160	02-11	2	\$5094	1051	770	B	B			504
HO 507									6	02-03	348	24115	4.1	987	3.2	781	01-11	1	\$4364	887	722	B	B	7SM000985	7SM000985	507
HO 531	840003144826120	7HO11351	90	107	3.5	3.2	3.2	2.9	3.3	09-28	175	18314	3.9	710	3.1	566	03-11	3	\$5127	1023	845	C	C	14HO147443	14HO147443	531
HO 542	840003144826131	7HO12602	110	106	3.8	4.2	3.2	3.5	0.6	09-06	197	22218	3.4	746	3.0	661	03-08	3	\$5686	1091	942	C	A	7SM000983	7SM000983	542
HO 547	840003144826136	534HO00061	86	91	3.4	2.9	3.0	2.6	3.7	09-05	198	22341	3.4	757	3.1	683	03-07	2	\$5282	992	906	C	A	14HO153114	14HO153114	547
HO 606	840003133066719	STROBE	114	100	3.8	4.3	3.0	3.4	1.2	12-05	107	11564	4.1	470	3.0	345	05-03	4	\$5220	1073	828	C	C	7SM000981	7SM000981	606
HO 617	35SXX3196	PRESTIGE							6	01-06	385	36966	3.8	1418	3.1	1162	03-07	2	\$6066	1207	985	A	A	7HO149131	7HO149131	617
HO 619	35SXX3198	GAMBLER	52	52	6.9	3.6	2.9	1.5	3.7	01-16	65	5338	4.8	258	3.0	159	04-06	3	\$3797	918	502	D	D			619
HO 622	840003133066739		132	122	3.5	4.6	3.3	4.4	0.1	01-16	65	7067	4.5	318	3.2	224	05-02	4	\$5588	1173	900	B	C			622
HO 626			130	103	4.1	5.3	3.0	3.9	3.3	01-03	78	9453	3.9	370	3.0	280	05-04	4	\$5631	1165	881	C	C			626
HO 627									6	02-11	307	23862	4.4	1053	3.2	771	02-03	1	\$4861	1046	765	A	B	7HO138321	7HO138321	627
HO 631			132	114	3.9	5.1	2.7	3.6	0.0	01-28	53	6107	4.1	249	2.8	170	05-03	4	\$5327	1101	786	C	D			631
HO 633			78	108	4.7	3.7	3.4	2.7	1.2	06-28	267	22412	4.0	898	2.9	660	01-11	1	\$4936	1031	763	A	A	7SM000981	7SM000981	633
HO 634	840003133066747		100		4.0	4.0	3.0	3.0	8.6	02-26	24	2040	4.4	90	3.4	70	05-03	4	\$4633	941	750	D	D			634
BS 640	7BS000872	TEQUILA	58	83	4.8	2.8	3.9	2.3	5.2	10-01	172	10949	4.5	496	3.8	415	02-01	1	\$3778	805	676	D	D	7BS000924	7BS000924	640
HO 643	7HO13976	SIR-ROZ	86	110	4.1	3.5	3.3	2.8	2.1	09-08	195	15914	3.8	603	3.0	480	02-06	1	\$4506	912	720	C	C	7SM000984	7SM000984	643

Test Day Averages				Rolling Herd Average			
Number of Cows	% DIM	Lbs Milk	% Milk	Number of Cows	Days in Milk	Lbs Milk	% Fat
284	84	84.3	104	404	314	27135	3.96
						1073	3.18
						862	

AGPR-202
 3/25/2022
 7:43:31 AM

CAR code Z = record not computed.

Production Report

Breed Cnl# Num	RFID	Reg/Ear Tag	Sire ID	Sample Day Production			Temp String ID	Vis Barn Name	Last Change	Lactation Totals to Date			Age at Caving	Expected or Actual 305			Ranking		Reproductive Status		Type										
				Lbs Milk	% Fat	% Milk				T/M Lbs Milk	% Fat	% Milk		Lbs Fat	Yr. Mo	Lact Yr	\$ Value	Lbs Fat	Lbs Milk	Pro		Pro	Serv Sire	Date Due							
HO 907			1HO06827	62	5.9	3.7	4	907	03-15	7	326	6.1	20	4.6	15	02-09	\$4317	914	760	C	C								907		
HO 2210		73739060	DEANN	122	111	3.5	4.3	2.8	3.4	11	910	02-05	45	5046	3.8	194	3.0	149	07-10	\$5001	994	796	D	C					910		
HO 913				86	123	4.6	4.0	3.7	3.2	21	913	06-08	*162	25825	4.3	1099	3.3	854	01-11	\$5547	1168	913	A	A		7HO15349	05-13	P	913		
HO 2211		840003124841622	SHAKESPEARE	122	5.5	6.7	2.8	3.4	24	919	02-21	29	3078	6.1	187	3.2	97	07-07	\$5995	1414	814	A	C				7HO13832	05-25	P	919	
HO 919		840003127996925	HONOR	78	98	4.1	3.2	3.3	2.6	17	920	06-06	*164	25410	3.8	955	3.1	799	02-00	\$4149	1004	841	A	A					920		
HO 934		840003127996931	FABIO								934	03-16	68	5446	4.0	217	3.0	163	02-03	\$3335	855	651	C	D						934	
HO 940		840003127996936	HARDROCK	104	124	2.8	2.9	2.9	3.0	23	945	01-03	78	6485	3.2	209	3.0	194	02-00	\$4240	771	739	D	B			7SM00098	08-18	P	945	
HO 945		840003128849348	RACER	54	79	4.4	2.4	3.4	1.8	132	975	06-27	*147	27162	3.6	984	3.1	848	05-08	\$6495	1064	913	C	B					975		
HO 947		840003140767031	GABOR	142	91	3.6	5.1	2.8	4.0	1513	979	05-25	301	34796	3.6	1251	3.0	1058	03-05	\$6114	1266	1072	A	A					947		
HO 2466		71356392	SHOTTLE	68	94	3.8	2.6	3.2	2.2	84	969	03-27	*112	35132	3.5	1220	2.8	988	07-06	\$5533	1064	855	C	C					969		
HO 2144		71356402	GABOR	18	38	1.9	3	3.7	7	207	1001	12-26	86	11950	4.1	486	2.9	344	08-00	\$5427	1064	913	C	B					975		
HO 1001		7HO11477	MCCUTCHEEN	100	4.3	4.3	3.1	3.1	22	1033	09-07	196	10416	3.8	399	3.4	358	02-00	\$2299	446	415	D	D						1001		
HO 1033		144956667	MOGUL	114	124	4.1	4.7	3.2	3.6	28	1058	03-09	13	1027	4.7	48	3.5	36	03-03	\$4686	966	731	C	D						1033	
HO 1058		840003125428699	MOGUL	114	124	4.1	4.7	3.2	3.6	28	1058	02-02	48	4602	4.3	198	3.5	163	06-06	\$5019	1027	874	D	C						1058	
HO 1072		840003125428713	MOGUL	32	52	6.0	1.9	3.8	1.2	36	1075	02-23	453	43745	4.3	1895	3.2	1381	04-10	\$6538	1379	1003	A	A			7HO14160	07		1072	
HO 1075		840003138818367	SILVER	98	84	4.9	4.8	3.7	3.6	25	1091	05-30	296	31325	4.0	1243	3.3	1025	04-07	\$6187	1260	1036	A	A			Open			1075	
HO 1080		840003138818372	SILVER	78	122	4.7	3.7	3.7	2.9	400	1122	02-03	315	26517	4.1	1084	3.3	877	04-03	\$5170	1066	859	C	C		250HO12961	04-04	P	1080		
HO 1091		840003125428732	SILVER	98	84	4.9	4.8	3.7	3.6	25	1091	10-30	143	15740	4.7	745	3.4	534	05-05	\$5953	1324	949	A	B						1091	
HO 2345		74560412	LADD P-RED	86	4.0	3.4	3.0	2.6	20	1118	02-24	26	1923	4.4	85	3.4	65	03-07	\$4974	873	692	D	D							1118	
HO 1114		144957060	MERIDIAN	78	122	4.7	3.7	3.7	2.9	400	1122	05-06	320	26797	4.0	1076	3.4	902	02-08	\$5045	1024	860	B	A			7SM00098	06-17	P	1108	
HO 21118		144957088	DIAMONDBACK	86	4.0	3.4	3.0	2.6	20	1118	02-24	26	1923	4.4	85	3.4	65	03-07	\$4269	873	692	D	D							1118	
HO 1122		144957341	MCCUTCHEEN	78	122	4.7	3.7	3.7	2.9	400	1122	05-06	320	26797	4.0	1076	3.4	902	02-08	\$5045	1024	860	B	A			7SM00098	06-17	P	1122	
HO 1134		144957163	BRADNICK	98	4.7	4.6	2.8	2.7	3.14	1136	03-10	362	25426	4.2	1073	3.1	784	02-02	\$4517	950	696	B	C							1134	
HO 1136		144957172	KENOSHA	70	109	3.8	2.7	3.2	2.2	305	1153	02-27	23	1893	5.2	99	3.2	61	03-02	\$4715	1008	694	C	D							1136
HO 1153			DOORMAN	70	109	3.8	2.7	3.2	2.2	305	1153	12-12	100	5710	3.9	222	3.3	187	02-03	\$3425	17221	702	583	D	D		Open				1153

Test Day Averages				Rolling Herd Average				CAR code Z = record not computed.					
Number of Cows	% DIM	Lbs Milk	% Fat	Days in Milk	Number of Cows	% Fat	Days in Milk	Lbs Milk	% Fat	Lbs Fat	% Fat	Lbs Pro	% Pro
284	84	84.3	104	4.12	404	314	27135	3.96	1073	3.18	862		



Production Report

Breed	Cntl Num	RFID	Reg / Ear Tag	Sire ID	Sample Day Production					Temp String ID	Vis String ID	Last Change	Lactation Totals to Date					Age at Calving			Reproductive Status	Type														
					Lbs Milk	% Milk	Lbs Fat	% Fat	Lbs Protein				% Protein	Linear Score	Cell Count	Code	Mo Da	DIM	TIM	% Fat			Lbs Fat	% Milk	Lbs Milk	% Protein	Lbs Protein	Yr Mo	Lact	\$ Value	Lbs Fat	Lbs Protein	305	Serv Sire	Date Due	
HO	1154		94HO17998	CRUSH		64	4.3	2.8	3.4	2.2	24	1154	3	1154	02-18	2	32	1741	4.8	83	3.7	65	02-01	1	\$3659	771	625	D	D				7HO15423	11-14		1154
HO	1156		7HO12773	KENOSHA		74	142	3.6	2.7	2.9	2.1	361	3	1156	12-08	104	6475	3.5	226	3.0	196	02-04	1	\$3472	696	566	D	D				7HO14160	5	1156		
HO	1160		7HO13730	UNDENIED		68	113	4.8	3.3	3.5	2.4	141	1160	1	*130	255	20624	4.1	843	3.4	692	03-00	2	\$4777	992	807	C	B				7HO15423	11-14		1160	
HO	1161		14HO14311	ESCOBAR-P-RE		68	4.0	2.7	3.0	2.0	429	1161	3	1161	03-02	20	1088	4.4	48	3.4	37	02-06	1	\$3670	760	581	D	D				250HO14579	2	1161		
HO	1162		7HO12198	KINGBOY		54	90	4.6	2.5	3.7	2.0	74	1162	1	*161	315	26864	3.8	1033	3.1	846	03-02	2	\$5024	1009	825	C	B				7HO15423	11-14		1162	
HO	1164		94HO17998	CRUSH		80	200	4.6	3.7	3.4	2.7	80	1164	3	1164	02-07	43	2408	4.2	101	3.5	84	02-04	1	\$4033	860	671	C	C				7HO15423	11-14		1164
HO	1165		200HO10363	HIGH OCTANE		82	178	3.7	3.0	2.9	2.4	81	1165	3	1165	02-04	46	2683	3.6	96	3.1	83	02-04	1	\$3757	760	605	D	D				7HO15423	11-14		1165
HO	1168		840003146915357	PETY		62	111	4.1	2.5	3.6	2.2	38	1168	1	1168	06-08	287	27676	3.7	1026	3.1	867	03-00	2	\$5415	1068	907	B	A				7HO15423	11-14		1168
HO	1189		840003133504453	KINGBOY		56	97	3.9	2.2	3.4	1.9	64	1189	3	1189	05-03	323	33105	3.4	1134	3.1	1019	04-05	3	\$5791	1093	985	C	A				7HO15423	11-14		1189
HO	2264		840003140620705	DIGGER		130	114	3.3	4.3	2.8	3.6	12	1190	3	1190	12-11	101	12236	2.9	360	2.7	335	08-03	6	\$5224	981	831	D	C				7SM00098	12-13		1190
HO	2266		840003140620707	DIGGER		116	116	3.5	4.1	3.2	3.7	12	1193	2	1193	08-26	208	23189	2.9	682	3.0	690	07-11	6	\$5674	1018	994	C	A				7SM00098	12-12		1193
HO	1197		7HO12344	RAGER-RED								1197	1	1197	03-17	294	32587	3.5	1143	3.2	1048	03-07	2	\$6002	1175	1077	A	A				14HO15311	05-19		1197	
HO	1233					84	93	2.9	2.4	3.5	2.9	31	1233	1	1233	06-16	279	26469	2.8	751	3.2	837	02-06	1	\$4819	809	916	D	A				7HO15423	11-14		1233
HO	1237					102	119	3.9	4.0	3.2	3.3	380	1237	1	1237	08-08	226	20802	4.0	835	3.1	643	02-08	1	\$5482	1121	889	A	A				7HO15349	08-14		1237
HO	1242					46	105	4.7	2.2	3.9	1.8	69	1242	2	1242	07-09	256	15352	4.1	627	3.4	526	02-06	1	\$3518	726	610	D	D				7SM00098	12-12		1242
HO	1337					110	138	3.9	4.3	3.2	3.5	10	1337	1	1337	01-21	60	5051	4.0	203	3.1	156	06-00	5	\$4612	950	738	D	D				7HO15349	06-18		1337
HO	1988		73748428	TREVOR		62	100	3.8	2.4	3.5	2.2	66	1342	1	1342	06-07	288	25308	3.7	943	3.2	802	06-04	5	\$4972	981	839	C	C				7HO15349	06-18		1342
HO	1354					88	113	4.1	3.6	3.5	3.1	24	1354	2	1354	09-25	178	13285	4.0	537	3.3	434	02-00	1	\$4422	1263	1059	B	B				Open	06-17		1354
HO	1361											3	1361	1	1361	03-19	138	10224	4.4	454	3.1	316	02-03	1	\$3919	860	594	D	D				7SM00098	11-24		1361
HO	1371					92	159	4.6	4.2	3.2	2.9	58	1371	2	1371	10-07	166	12284	4.3	525	3.2	395	02-02	1	\$4635	989	740	C	C				7SM00098	11-07		1371
HO	2108		840003130430356	BAYONET		78	85	4.0	3.1	3.5	2.7	82	1435	1	1435	07-18	247	28705	3.8	1103	3.2	906	05-03	4	\$6303	1263	1059	A	A				7SM00098	12-01		1435
HO	2123		840003130430370	GAMBLER								1449	1	1449	02-17	275	28669	3.7	1066	3.0	873	04-11	4	\$5372	1094	905	A	B				7SM00098	05-17		1449	
HO	1456		840003203250988	APPLE-CRISP		80	111	5.7	4.6	2.9	2.3	745	1456	3	1456	12-25	87	5457	4.6	249	3.0	161	02-00	1	\$4231	993	584	D	D				7HO15210	12-12		1456
HO	1471		840003137388993	CURRICULUM		90	88	4.0	3.6	3.1	2.8	261	1471	3	1471	12-10	102	9301	4.5	420	3.1	291	05-03	4	\$4540	968	715	D	D				7SM00098	12-16		1471
HO	1474		840003137388996	ADDITION-P-		108	120	4.4	4.8	3.4	3.7	12	1474	2	1474	09-26	177	19478	4.2	825	3.3	638	05-00	4	\$6066	1284	990	A	A				7SM00098	09-11		1474
HO	1475		840003137388997			90	90	4.6	4.1	3.2	2.9	25	1475	2	1475	10-18	155	17158	4.5	771	3.1	526	05-04	4	\$5640	1239	849	B	C				7SM00098	12-14		1475

Rolling Herd Average

Number of Cows	404
Days in Milk	314
Lbs Milk	27135
% Fat	3.96
Lbs Fat	1073
% Protein	3.18
Lbs Protein	862

Test Day Averages

Number of Cows	284
% DIM	84
Lbs Milk	84.3
% Last Milk	104
% Fat	4.12
Lbs Fat	3.47
% Protein	3.24
Lbs Protein	2.73

AGPR-202
3/25/2022
7:43:33 AM

CAR code Z = record not computed.



Production Report

Main data table with columns: Breed, Cntl Num, Reg/Ear Tag, Sire ID, Sample Day Production, Temp Vis String ID, Last Change, Lactation Totals to Date, Age at Calving, Expected or Actual 305, Ranking, Reproductive Status, Type. Rows include animal IDs like 11993, 22098, 12296, 22811, 2855, 2933, 2970, 2988, 3001, 3011, 3022, 3023, 3024, 3037, 3038, 3043, 20355, 20355, 3088, 3133, 3200, 3201, 3201, 3211, 3219, 3219, 3237, 3237, 2365, 3265.

Summary table with columns: Number of Cows, % DIM, % Last Milk, % Fat, % Milk, % Protein, Lbs Milk, Lbs Fat, Lbs Protein, % Fat Pro, % Milk Pro, % Protein Pro, Lbs Pro, Lbs Pro. Includes a 'Rolling Herd Average' section and a 'CAR code Z = record not computed.' note.



Production Report

Breed	Cntl Num	RFID	Reg / Ear Tag	Sire ID	Sample Day Production					Linear Score	Temp String ID	Vis Barn Name	Last Change Mo Da	Lactation Totals to Date					Age at Calving			Expected or Actual 305			Ranking		Reproductive Status		Type
					Lbs Milk	% Fat	% Milk	Lbs Fat	Lbs Pro					C A B	Lbs Milk	% Fat	% Milk	Lbs Fat	Lbs Pro	T/M DIM	Yr Mo	Lact	\$ Value	Lbs Fat	Lbs Pro	Milk	Fat	Pro	
HO	3300	840003143707019		76HO00639	100	106	3.8	3.8	2.9	2.9	79	3300	1	98	8625	4.2	363	2.9	253	03-07	\$4512	943	691	D	D	7SM00098	2	3300	
HO	2359	840003013954462		50HO10814	68	113	3.4	2.3	3.5	2.4	123	3366	1	115	37240	2.8	1039	3.2	1174	07-00	\$5603	945	1039	D	A	7SM00098	2	3366	
HO	2353	840003013954480		75HO10837	86	96	3.8	3.3	3.2	2.8	38	3380	1	158	14954	4.4	656	3.1	463	07-05	\$4831	1018	760	D	D	7SM00098	1	3380	
HO	3388	840003013954503		75HO10837	60	91	4.2	2.5	3.6	2.2	82	3388	1	109	22125	4.0	876	3.1	687	03-01	\$5010	1028	807	B	B	7SM00098	2	3388	
HO	3411				110	98	3.6	4.0	3.0	3.3	950	3402	1	98	9974	4.5	452	2.9	293	07-05	\$5057	1071	765	C	D	7SM00098	2	3402	
HO	3433				96	120	3.7	3.6	3.4	3.3	49	3411	1	147	12084	4.4	534	3.2	389	03-03	\$4666	973	762	C	C	7SM00098	1	3411	
HO	3441				90	105	4.4	4.0	3.4	3.1	46	3433	1	64	18525	4.1	760	3.2	592	03-01	\$5289	1111	852	B	B	7SM00098	1	3433	
HO	3446				128	110	3.5	4.5	3.0	3.8	4.9	3446	1	251	19113	3.7	706	3.2	603	03-04	\$5344	789	681	D	D	7SM00098	4	3441	
HO	3455				124	100	3.2	4.0	3.2	4.0	2.94	3455	1	121	14872	3.6	536	3.2	470	03-04	\$5768	1093	1016	B	A	7SM00098	1	3455	
HO	23466				102	4.1	4.2	3.3	3.4	86	3466	1	19	1589	4.5	72	3.8	60	03-07	\$4755	959	829	D	C	7SM00098	1	3466		
HO	3477				116	4.5	5.2	3.2	3.7	17	3477	1	9	804	4.9	39	3.5	28	03-01	\$5048	1044	763	C	C	7SM00098	1	3477		
HO	3511				94	96	3.4	3.2	3.1	2.9	118	3511	1	102	10077	4.4	441	3.1	313	03-03	\$4620	949	751	C	C	7SM00098	2	3511	
HO	2625				96	112	5.0	4.8	3.5	3.4	36	3525	1	92	23990	5.2	1253	3.4	810	06-05	\$6716	1549	1025	A	A	7SM00098	3	3525	
HO	23555				112	112	3.7	4.1	3.3	3.7	12	3555	2	130	255	26339	3.8	1007	3.0	797	02-00	\$6012	1199	988	A	A	7SM00098	3	3555
HO	3611				72	106	4.6	3.3	3.4	2.4	36	3611	2	210	18071	4.2	758	3.0	544	02-08	\$4541	969	692	B	C	7SM00098	6	3611	
HO	3644				68	103	3.4	2.3	3.4	2.3	100	3644	2	158	22190	3.5	786	3.1	684	02-06	\$4340	833	736	D	B	7SM00098	5	3644	
HO	3688				84	100	4.4	3.7	3.4	2.9	26	3688	2	163	26669	3.7	988	3.1	834	02-05	\$5298	1048	884	A	A	7SM00098	3	3688	
HO	3700				106	110	4.5	4.8	3.6	3.8	1343	3700	1	189	20823	4.2	867	3.5	731	05-09	\$6170	1287	1067	B	A	7SM00098	3	3700	
HO	3755				78	105	4.5	3.5	3.3	2.6	30	3755	1	152	25440	4.5	1147	3.2	803	05-00	\$5686	1239	876	A	B	7SM00098	2	3755	
HO	3877										3877	3	55	907	4.5	41	4.4	40	02-07	\$1731	399	312	D	D	7SM00098	1	3877		
HO	4401				120	111	4.4	5.3	3.2	3.8	22	4401	1	136	14371	4.6	663	2.9	415	04-03	\$6977	1319	859	B	C	7SM00098	1	4401	
HO	4474				96	109	4.1	3.9	3.3	3.2	55	4474	1	122	12268	4.7	582	3.3	402	04-01	\$5239	1125	848	C	C	7SM00098	1	4474	
HO	4479										4479	6	370	31033	5.1	1590	3.5	1075	03-01	\$6212	1423	951	A	A	7SM00098	3	4479		
HO	4490				126	117	4.4	5.5	3.3	4.2	103	4490	1	73	7851	4.0	312	3.2	251	04-01	\$5464	1143	888	B	B	7SM00098	1	4490	
HO	4492				144	109	3.9	5.6	2.7	3.9	19	4492	1	54	6977	4.2	296	2.9	199	04-02	\$6837	1216	876	B	C	7SM00098	1	4492	

Test Day Averages		Rolling Herd Average											
Number of Cows	% DIM	Lbs Milk	% Fat	% Milk	Days in Milk	Number of Cows	Lbs Milk	% Fat	% Milk	Lbs Fat	Lbs Pro	% Fat	Lbs Pro
284	84	84.3	104	4.12	3.47	3.24	2.73	404	314	27135	3.96	1073	3.18
CAR code Z = record not computed.													

Production Report

Breed	Cntrl Num	RFID	Reg / Ear Tag	Sire ID	Sample Day Production					Temp String ID	Vis Barn Name	Last Change	Lactation Totals to Date					Expected or Actual 305			Ranking		Reproductive Status		Type
					Lbs Milk	% Fat	% Milk	Lbs Fat	Lbs Pro				Cell Count	Code	Mo Da	T/M Lbs Milk	% Fat	% Milk	Lbs Fat	Lbs Pro	% Fat	% Milk	Lbs Fat	Lbs Pro	
HO	2128	840003137388976		7HO13214						1	1454	02-20	311	30767	3.7	1123	3.3	1011	1003			A	A	7SM00098	4
HO	2162	840003137388984		7HO13214	1.2	2	4.0	4.0	28	2	1462	10-26	147	10446	5.4	560	3.5	369	793			D	D	Open	2
HO	2400	840003137388989		94HO18013	1.8	2	3.1	2.9	43	2	1467	09-29	174	17391	3.9	672	3.0	522	800			C	C	Open	3
HO	2476	840003137389007		14HO07296	1.4	2	3.4	3.4	34	2	1485	10-03	170	17000	4.1	692	3.4	579	930			C	C	7HO13832	1
HO	2512	840003137389017		7HO13281	0.9	1	3.8	3.3	24	1	1495	03-15	372	42288	4.0	1671	3.2	1365	1149			A	A	7HO14160	3
HO	2531	840003137389034		94HO00895						6	1512	12-23	298	26218	4.2	1114	3.6	932	945			C	C	14HO15311	3
HO	2540									3	1519	02-22	25	2045	4.1	83	3.3	68	713			D	D		
HO	2554	840003137389054		RIDGEVILLE M	1.4	3	3.0	3.8	32	3	1532	02-09	41	4542	4.8	219	3.0	134	805			B	D		
HO	2558	840003137389059		200HO10036						6	1537	12-17	261	31310	3.4	1068	2.7	837	898			A	A	7HO14160	2
HO	2559	840003137389060		7HO12669	0.9	3	2.9	2.8	24	3	1538	11-24	118	11456	4.7	533	2.8	317	1088			C	D	7HO15349	1
HO	2561	840003137389062		200HO10000	5.4	3	2.6	2.8	536	2	1540	02-10	40	3549	5.8	206	3.0	108	1203			D	D		
HO	2563	840003137389064		14HO07716	0.9	2	3.3	3.8	24	2	1542	08-26	208	19814	3.5	690	3.1	606	920			B	B	Open	3
HO	2577	840003143098065		501HO11680						1	1555	02-22	714	69140	3.9	2676	3.2	2201	1105			A	A	DNB	8
HO	2581	840003143098067		14HO07774						6	1557	01-13	305	25702	4.4	1125	3.5	908	908			C	C	7HO13832	2
HO	2592			PRIELIPP	3.0	1	3.7	2.1	102	1	1561	05-01	325	32465	4.0	1290	3.2	1049	1008			A	A	7HO14821	3
HO	2651	840003143098091		7HO12248						6	1581	01-06	278	24290	4.8	1173	3.3	791	817			C	C	7HO13832	1
HO	2659	840003143098099		14HO07040	1.9	1	3.8	1.3	46	1	1589	06-08	287	22867	4.2	953	3.3	744	766			D	D	7SM00098	4
HO	2661	840003143098101		14HO07671						1	1591	02-17	322	31644	4.1	1310	3.0	946	921			A	A	7HO14821	1
HO	2662	840003143098102		14HO07303						6	1592	02-22	303	28798	4.6	1311	3.1	891	895			A	B	14HO07770	1
HO	2667	840003143098107		7HO12115						1	1597	02-22	261	25278	4.2	1055	3.1	776	807			C	C	7HO14821	2
HO	2670	840003143098110		507HO12198	2.4	1	3.6	2.2	67	1	1600	09-08	195	14969	4.7	697	3.3	490	658			D	D	7HO13832	1
HO	2673	840003143098112		7HO12115						1	1602	03-02	275	26546	3.7	985	2.7	723	762			C	C	7SM00098	3
HO	2679	840003143098118		7HO12198	1.5	1	3.7	3.6	36	1	1608	06-24	271	28376	3.6	1029	3.3	945	1068			A	A	200HP04070	3
HO	2682	840003143098121		7HO12593	2.5	2	4.0	3.4	70	2	1611	08-28	206	19184	4.6	876	3.6	690	953			C	C	7HO15423	2
HO	2685	840003143098124		7HO12248	1.7	2	3.3	2.6	41	2	1614	08-05	229	22298	4.7	1040	3.2	710	890			B	B	7SM00098	3
HO	2690	840003143098129		94HO16497						1	1619	03-18	305	27597	3.3	911	3.0	816	911			D	C	7HO15349	1

ACPR-202		3/25/2022		7:43:35 AM		Test Day Averages					Rolling Herd Average					CAR code Z = record not computed.	
Number of Cows	% DIM	Lbs Milk	% Milk	Lbs Fat	% Fat	Lbs Pro	% Pro	Days in Milk	Number of Cows	Lbs Milk	% Milk	Lbs Fat	% Fat	Lbs Pro	% Pro		
284	84	84.3	104	4.12	3.47	3.24	2.73	314	404	27135	3.96	1073	3.18	862			



Production Report

Breed Cntrl Num	RFID Reg / Ear Tag	Sire ID	Sample Day Production						Linear Score	Temp String ID	Vis Barn Name	Last Change Mo Da	Lactation Totals to Date						Age at Calving			Expected or Actual 305			Ranking		Reproductive Status		Type			
			Lbs Milk	% Milk	Lbs Fat	% Fat	Lbs Pro	% Pro					C A	B	R	T/M Lbs Milk	% Fat	Lbs Fat	% Pro	Lbs Milk	% Fat	Lbs Pro	Lact Yr Mo	Lact Mo	\$ Value Milk	Lbs Fat	Lbs Pro	Milk		Pro	Serv Sire Date Due	X List
HO 11971		7HO12344 RAGER-RED	100	109	4.1	4.1	3.1	3.1	0.8	3	1971	11-28	114	9035	3.9	353	2.9	266	01-11	1	\$4783	998	732	B	A	B	7HO14477	2				
HO 11972		7HO12228 KINGPIN	102	128	4.9	5.0	3.4	3.5	0.0	3	1972	01-14	67	5369	4.9	262	3.4	182	02-01	1	\$5050	1114	810	B	A	A	566HO01337	1				
HO 11973		200HO10952 SANTORIUS *R	96	145	3.9	3.7	3.0	2.9	1.1	3	1973	01-23	58	4081	4.3	177	3.2	130	02-01	1	\$4329	892	707	C	B	B						
HO 11974		7HO12922 DELIGHT	76	4.0	3.0	3.0	2.3	0.3	3	1974	02-14	36	2380	4.4	104	3.2	77	02-02	1	\$3857	802	609	D	D	D							
HO 11975		7HO12587 DIAMONDBACK	66	138	4.4	2.9	3.0	2.0	0.2	3	1975	02-04	46	2454	4.6	114	3.3	80	02-01	1	\$3530	766	556	D	D	D						
HO 11976		7HO12987 FABIO	72	90	4.0	2.9	3.2	2.3	1.4	3	1976	01-23	58	4184	5.3	221	3.4	141	02-01	1	\$3863	835	629	D	D	D						
HO 11980		7HO12228 KINGPIN	76	4.7	3.6	2.7	2.1	0.1	3	1980	02-22	28	1788	5.2	93	3.0	53	02-01	1	\$4033	886	562	D	D	D							
XX		614JE00648 JX LEONEL (3	68	2.4	1.6	4.3	2.9	7.2	4	1983	03-17	5	241	2.5	6	4.1	10	02-00	1	\$3643	679	649	C	C	C							
HO 11986		250HO12961 DOC	60	4.4	2.6	3.7	2.2	6.8	3	1986	03-07	15	693	4.8	33	4.2	29	02-00	1	\$3688	755	664	D	C	C							
HO 12015		14HO14744 SIDESWIPE-PP	32	4.6	1.5	3.7	1.2	1.8	3	2015	02-22	28	753	5.0	38	4.1	31	01-06	1	\$2726	592	478	D	D	D							
HO 12844		7HO13250 JEDI							6	1922	02-03	297	24166	4.3	1028	3.1	747	02-03	1	\$4835	1051	767	A	B	A	14HO07770	1					

ACPR-202		Test Day Averages						Rolling Herd Average						CAR code Z = record not computed.	
Number of Cows	% DIM	Lbs Milk	% Milk	Lbs Fat	% Fat	Lbs Pro	% Pro	Number of Cows	Days in Milk	Lbs Milk	% Milk	Lbs Fat	% Fat	Lbs Pro	% Pro
284	84	84.3	104	4.12	3.47	3.24	2.73	404	314	27135	3.96	1073	3.18	862	



Name RIDGEVILLE HOLSTEINS TOO

Production Report

Breed	Cntrl Num	RFID	Reg/Ear Tag	Sire ID	Sample Day Production				Linear Score	Temp String ID	Vis Barn Name	Last Change Mo Da	Lactation Totals to Date				Age at Calving			Expected or Actual 305			Ranking		Reproductive Status		Type														
					Lbs Milk	% Milk	Lbs Fat	% Fat					Lbs Pro	% Pro	C	A	R	Count	Code	Mo Da	Yr Mo	Lact	Yr Mo	\$ Value	Lbs Fat	Lbs Pro		Milk	Fat	Pro	Serv Sire	Date Due									
***	***	***	***	***	***	***	***	***	3 6 5	Day	***	***	***	***	***	***	***	***	***	***	***	***	***	***	***	***	***	***	***	***	***	***	***	***	***						
HO	129	71384495	71384495	7HO11314					6	129		6	32019	4.4	1404	3.2	1033	04-10	3																					129	
HO	277	74146427	74146427	7HO12587	MOGUL				1	277		6	36099	4.2	1514	3.1	1110	04-06	3																					277	
HO	324	840003143707013	840003143707013	DIAMONDBACK					1	324		6	30404	4.1	1237	3.2	986	03-01	2																					324	
HO	503								1	503		2	35383	3.8	1341	3.0	1054	02-00	1																					503	
HO	617	35SXXK3196	35SXXK3196	14HO07726	PRESTIGE				6	617		6	36346	3.8	1391	3.1	1138	03-07	2																						617
HO	880								1	880		6	26186	4.5	1182	3.5	918	01-11	1																					880	
HO	893								1	893		6	26300	5.1	1354	3.5	925	01-10	1																					893	
HO	1072	840003125428713	840003125428713	7HO11314	MOGUL				6	1072		6	37954	4.2	1598	3.1	1167	04-10	4																					1072	
HO	4479			11HO11821	ALTAFOREVER				6	4479		6	30874	5.1	1581	3.5	1068	03-01	2																						4479
HO	4619			11HO11885	ALTAHISTORIC				6	4619		24	33175	3.7	1217	3.1	1021	02-10	2																						4619
HO	2512	840003137389017	840003137389017	7HO13281	MILLER-P				1	1495		1	41669	4.0	1647	3.2	1341	04-04	3																						
HO	2577	840003143098065	840003143098065	501HO11680	SUBWAY				1	1555		23	41252	3.9	1629	3.1	1279	03-00	2																						
HO	2767	840003146628845	840003146628845	7HO12198	KINGBOY				6	1683		6	35112	3.5	1216	2.9	1004	03-03	2																						
HO	2806	840003146628883	840003146628883	7HO12198	KINGBOY				1	1721		1	32106	3.4	1104	3.1	991	03-03	2																						

ACPR-202		3/25/2022		7-43:36 AM		Test Day Averages						Rolling Herd Average						CAR code Z = record not computed.						
Number of Cows	% DIM	Lbs Milk	% Milk	% Last Milk	Lbs Fat	% Fat	Lbs Pro	% Pro	Lbs Fat	% Fat	Lbs Pro	% Pro	Number of Cows	Days in Milk	Lbs Milk	% Milk	Lbs Fat	% Fat	Lbs Pro	% Pro	Lbs Fat	% Fat	Lbs Pro	% Pro
284	84	84.3	104	4.12	3.47	3.24	2.73	404	314	27135	3.96	1073	3.18	862										



OFFICIAL HOLSTEIN PEDIGREE



U.S. Registered Holsteins
FOR MAXIMUM PROFIT

Holstein Association USA, Inc.

U.S. Registered Holsteins
FOR MAXIMUM PROFIT

www.holsteinusa.com

100% Registered Holstein Ancestry (RHA-NA)

LAR-LAN GOLD CHIP JAN-ET

840003133504458 100%RHA-NA

PTPI 38%R
+1610

11/26/2019

194
FEMALE

PTA	-498M#	-37F#	-27P#	37%R12/2021
PTA	-.9PL#	2.94SCS#	-1.6DPR#	3.8%DCE#
PTA	+1.01T#	+1.12UDC#	+2.1FLC#	41%R12/2021
PTA	-109FE#	-2.0FI#	2.3%SCE#	

RIDGEVILLE HOLSTEINS TOO
DBA: RIDGEVILLE HOLSTEINS
20600 KELP AVE
NORWALK, WI 54648-7041
608/343-6872

BRAEDALE GOLDWYN

CAN 10705608 100%RHA-NA CD TY TV TL
CAN 8Y GP 84 GM 12/11 01/03/2000

50K GTPI 99%R
+1860 G

PTA	-704M	-7F	-12P	99%R12/2021
PTA	-157NM	+0.07%F	+0.04P	10%US
PTA	-1.5PL	2.83SCS	-1.2DPR	2.5%DCE
PTA	+1.05T	+0.62UDC	+0.79FLC	99%R12/2021

REGANCREST S CHASSITY-ET

USA 62496899 100%RHA-NA TY TL
4-05 92 EEEVE GMD DOM 12/13/2005

IMP GTPI 96%R
+1761 G

PTA	+243M	+9F	-13P	96%R12/2021
PTA	-237NM	+0.00%F	-.07P	
PTA	-2.2PL	2.88SCS	-3.0DPR	2.8%DCE
PTA	+0.72T	+0.06UDC	-.30FLC	95%R12/2021

***	AGE X DAYS	MILK DCRM %	FAT %	PRT	DCRC
2-01	2 365	36680 93 4.3	1567 3.1	1124	93
2ND CT MILK & 2ND CT PROT					
***	3-10	2 365 42280 93 4.3	1798 2.5	1070	93
LIFE	1071	105520 4.2	4383 2.8	2959	

MR CHASSITY GOLD CHIP-ET

USA 140145553 100%RHA-NA TR TP TY TV TL
9-06 95 EEEVE 09/04/2009

75K GTPI 99%R
+1760 G

PTA	-577M	-22F	-37P	99%R12/2021
PTA	-264NM	+0.00%F	-.07P	40%US
PTA	+0.0PL	2.78SCS	-1.6DPR	1.5%DCE
PTA	+1.54T	+1.11UDC	+1.09FLC	99%R12/2021
PTA	-103FE	-2.2FI	1.6%SCE	

LADINO PARK TALENT-IMP-ET

AUS 930377 100%RHA-NA RC TV TL
03/31/1998

50K GTPI 99%R
+1411 G

PTA	-960M	-67F	-24P	99%R12/2021
PTA	-475NM	-.11%F	+0.02P	13%US
PTA	-.7PL	3.35SCS	-2.8DPR	4.5%DCE
PTA	+0.43T	+0.66UDC	-.08FLC	99%R12/2021

LAR-LAN TALENT JAYNE

USA 64009879 100%RHA-NA
6-03 92 EEEEE 2E 03/07/2008

CTPI 53%R
+1468

PTA	-419M	-51F	-17P	50%R12/2021
PTA	-464NM	-.13%F	-.01P	
PTA	-1.8PL	3.09SCS	-1.5DPR	6.0%DCE
PTA	+0.47T	-.87UDC	-.68FLC	63%R12/2021
PTA	-115FE	-1.7FI	2.9%SCE	

LAR-LAN ZENITH JOLLY

USA 137234189 100%RHA-NA TR CV TL TD
12/03/2005

PTPI 40%R
+1473

PTA	-760M#	-28F#	-29P#	38%R12/2021
PTA	-2.7PL#	2.94SCS#	+0.3DPR#	3.7%DCE#
PTA	-.40T	-1.62UDC	-1.56FLC	45%R12/2021

***	AGE X DAYS	MILK DCRM %	FAT %	PRT	DCRC
3-06	2 305	33070 95 3.2	1070 2.8	941	95
		365 38100 95 3.2	1235 2.9	1102	95
***	5-10	2 305 26960 94 3.5	946 2.9	772	94
		333 28510 94 3.5	1003 2.9	821	94
***	7-01	2 302 23940 93 3.3	781 2.8	668	93



OFFICIAL HOLSTEIN PEDIGREE



U.S. Registered Holsteins
FOR MAXIMUM PROFIT

Holstein Association USA, Inc.

U.S. Registered Holsteins
FOR MAXIMUM PROFIT

www.holsteinusa.com

100% Registered Holstein Ancestry (RHA-NA)

PIERCE-VALE CORVETTE TRIVIA

CTPI 51%R
+1748

06/07/2015

237
FEMALE

USA 74146387 100%RHA-NA
3-08 86 VVVVV

PTA	-625M	-24F	-15P	51%R12/2021
PTA	-337NM	+0.00%F	+0.02%P	
PTA	-1.9PL	2.95SCS	-1.7DPR	3.1%DCE
PTA	+1.66T	+0.81UDC	+1.17FLC	54%R12/2021
PTA	-71FE	-2.1FI	2.9%SCE	

	AGE	X	DAYS	MILK	DCRM	%	FAT	%	PRT	DCRC
***	2-02	2	284	20590	95	3.8	789	3.1	634	95
***	3-01	2	305	23100	95	3.7	852	3.1	723	95
				365	26720	95	3.7	992	3.1	841
***	4-04	2	229	21410		3.6	774	2.9	620	
*	5-03	3	298	23580	94	3.8	895	3.1	732	94

RIDGEVILLE HOLSTEINS TOO
DBA: RIDGEVILLE HOLSTEINS
20600 KELP AVE
NORWALK, WI 54648-7041
608/343-6872

MR CHASSITY GOLD CHIP-ET

75K GTPI 99%R
+1760 G

USA 140145553 100%RHA-NA TR TP TY TV TL
9-06 95 EEVE 09/04/2009

PTA	-577M	-22F	-37P	99%R12/2021
PTA	-264NM	+0.00%F	-0.07%P	40%US
PTA	+0.0PL	2.78SCS	-1.6DPR	1.5%DCE
PTA	+1.54T	+1.11UDC	+1.09FLC	99%R12/2021

SONNEK DAMION CHARLIE-ET

50K GTPI 91%R
+1679 G

USA 138545776 100%RHA-NA
12-04 94 EEEEE 4E 09/05/2007

PTA	-1055M	-36F	-6P	91%R12/2021
PTA	-494NM	+0.02%F	+0.10%P	
PTA	-3.7PL	3.03SCS	-1.2DPR	2.9%DCE
PTA	+1.36T	+0.41UDC	+1.04FLC	92%R12/2021

	AGE	X	DAYS	MILK	DCRM	%	FAT	%	PRT	DCRC
***	3-04	2	365	26240	93	4.0	1050	3.5	922	93
***	6-00	2	365	31230	94	4.2	1315	3.3	1043	94
***	8-07	2	365	32110	95	3.7	1185	3.2	1039	95
***	10-01	2	365	32980	95	3.6	1179	3.3	1101	94
	LIFE			3613	264700		3.9	10418	3.4	9119

SONNEK GC CORVETTE-ET

49K GTPI 99%R
+1917 G

USA 71391400 100%RHA-NA TR TP TY TV TL
5-01 92 EEEE 05/30/2012

PTA	-123M	-1F	+1P	99%R12/2021
PTA	-263NM	+0.01%F	+0.02%P	92%US
PTA	-3.3PL	2.89SCS	-2.0DPR	2.0%DCE
PTA	+1.94T	+0.82UDC	+1.31FLC	99%R12/2021
PTA	-32FE	-2.5FI	2.1%SCE	

PIERCE-VALE BROKAW TRINITY

CTPI 55%R
+1685

USA 71384477 100%RHA-NA
4-07 92 EEVEE 05/10/2013

PTA	-1224M	-28F	-23P	54%R12/2021
PTA	-457NM	+0.07%F	+0.06%P	
PTA	-2.2PL	3.03SCS	-1.4DPR	3.6%DCE
PTA	+1.88T	+0.84UDC	+1.01FLC	62%R12/2021
PTA	-106FE	-1.5FI	3.7%SCE	

	AGE	X	DAYS	MILK	DCRM	%	FAT	%	PRT	DCRC
***	2-00	2	305	17850	100	4.7	837	3.3	592	100
				360	20020	100	4.8	956	3.4	671
***	3-02	2	292	18490	98	4.3	788	3.4	623	98
***	4-02	2	276	20470	94	4.1	848	3.3	680	94
***	4-11	2	142	6400		4.7	302	3.8	240	

MR ATWOOD BROKAW-ET

50K GTPI 99%R
+1848 G

USA 140602463 100%RHA-NA TR TP TY TV TL
2-07 86 VVV+ 03/16/2010

PTA	-552M	-2F	-5P	99%R12/2021
PTA	-395NM	+0.07%F	+0.04%P	52%US
PTA	-4.0PL	3.22SCS	-2.1DPR	3.7%DCE
PTA	+2.61T	+1.68UDC	+0.55FLC	99%R12/2021

PIERCE-VALE DURHM R TOBI-ET

CTPI 64%R
+1566

USA 139394515 100%RHA-NA
6-06 91 EEVEE 2E 07/25/2008

PTA	-1311M	-47F	-27P	64%R12/2021
PTA	-437NM	+0.01%F	+0.05%P	
PTA	-1.2PL	2.93SCS	-1.0DPR	3.4%DCE
PTA	+0.87T	-0.26UDC	+1.22FLC	71%R12/2021

	AGE	X	DAYS	MILK	DCRM	%	FAT	%	PRT	DCRC
***	1-11	2	305	19710	100	3.7	729	3.2	624	100
				365	23280	100	3.7	870	3.2	747
***	3-03	2	305	25610	100	3.7	951	3.1	803	100
				365	29270	100	3.8	1102	3.2	935
***	4-09	2	305	27470	100	3.7	1011	3.1	847	100
				365	31410	100	3.7	1177	3.2	993
***	6-00	2	305	26370	100	3.6	952	3.1	828	100
				365	30070	100	3.6	1094	3.2	956
	LIFE			1711	126240		3.8	4787	3.2	4095



OFFICIAL HOLSTEIN PEDIGREE



Holstein Association USA, Inc.

www.holsteinusa.com

100% Registered Holstein Ancestry (RHA-NA)

PIERCE-VALE MOGUL ANNALEE

CTPI 51%R
+1901

08/20/2015

244
FEMALE

USA 74146394 100%RHA-NA
4-11 88 VVV+E

RIDGEVILLE HOLSTEINS TOO
DBA: RIDGEVILLE HOLSTEINS
20600 KELP AVE
NORWALK, WI 54648-7041
608/343-6872

PTA	+93M	-11F	-7P	51%R12/2021
PTA	-58NM	-.05%F	-.04%P	
PTA	+7PL	2.94SCS	-2.2DPR	3.1%DCE
PTA	+1.22T	+1.19UDC	+30FLC	53%R12/2021
PTA	-17FE	-2.4FI	2.2%SCE	

AGE	X	DAYS	MILK	DCRM	%	FAT	%	PRT	DCRC	
***	2-00	2	303	21570	95	3.7	803	3.0	647	95
***	3-00	2	305	27010	95	3.4	906	2.9	780	95
			353	29590	95	3.4	1001	2.9	863	95
**	4-02	3	305	30700	92	2.8	855	2.8	850	92
			365	36600	92	2.8	1010	2.8	1029	92

COYNE-FARMS DORCY-ET

50K GTPI 99%R
+2233 G

USA 139005002 100%RHA-NA BY TC TV TL TD
4-09 87 VVV+ 09/17/2007

PTA	+859M	-1F	+19P	99%R12/2021
PTA	+225NM	-.12%F	-.03%P	24%US
PTA	+2.0PL	2.86SCS	-1.9DPR	3.4%DCE
PTA	+.98T	+1.94UDC	+65FLC	99%R12/2021

MOUNTFIELD MARSH MAXINE-ET

50K GTPI 93%R
+2052 G

USA 62784081 100%RHA-NA
2-07 88 VV+VE DOM 04/23/2006

PTA	-363M	+46F	+7P	93%R12/2021
PTA	+95NM	+.22%F	+.07%P	
PTA	-1.3PL	3.04SCS	-3.7DPR	2.4%DCE
PTA	+.43T	+1.17UDC	+60FLC	92%R12/2021

AGE	X	DAYS	MILK	DCRM	%	FAT	%	PRT	DCRC
***	2-03	2	159	14320		4.3	611	3.2	454

MOUNTFIELD SSI DCY MOGUL-ET

50K GTPI 99%R
+2312 G

840003006972816 100%RHA-NA TR TP TC TY
7-00 93 EEVE GM 8/15 06/22/2010

PTA	+511M	+44F	+15P	99%R12/2021
PTA	+355NM	+.09%F	+.00%P	54%US
PTA	+2.2PL	3.13SCS	-3.1DPR	1.6%DCE
PTA	+1.32T	+2.13UDC	+1.09FLC	99%R12/2021
PTA	+134FE	-2.7FI	1.9%SCE	

MS ATLEES SHT AFTERSHOCK-ET

50K GTPI 99%R
+1675 G

USA 65249839 100%RHA-NA TC TY TV TL TD
7-05 92 EEVE 12/01/2007

PTA	-451M	-22F	-31P	99%R12/2021
PTA	-393NM	-.02%F	-.06%P	34%US
PTA	-.6PL	2.94SCS	-2.5DPR	4.6%DCE
PTA	+1.49T	+1.14UDC	+53FLC	99%R12/2021

MS PIERCE-VALE AMBERLEE-ET

CTPI 55%R
+1593

USA 71384488 100%RHA-NA
6-02 91 EEVE 2E 07/27/2013

PTA	-826M	-36F	-32P	54%R12/2021
PTA	-354NM	-.02%F	-.02%P	
PTA	+.9PL	2.87SCS	-1.5DPR	4.4%DCE
PTA	+.90T	+3.4UDC	-.03FLC	57%R12/2021
PTA	-118FE	-2.2FI	2.5%SCE	

BKB GOLDWYN ANNIE-ET

50K GTPI 86%R
+1630 G

USA 139825969 100%RHA-NA
5-05 87 VEEVV 01/23/2009

PTA	-1195M	-23F	-33P	86%R12/2021
PTA	-294NM	+.09%F	+.02%P	
PTA	-.3PL	2.87SCS	-.5DPR	3.5%DCE
PTA	+.19T	+0.1UDC	+44FLC	87%R12/2021

AGE	X	DAYS	MILK	DCRM	%	FAT	%	PRT	DCRC	
***	2-02	2	305	17210	100	4.1	700	3.2	557	100
			365	20190	100	4.2	838	3.3	669	100
***	3-05	2	305	19660	100	4.0	782	3.3	644	100
			365	22990	100	4.1	938	3.3	766	100
***	4-07	2	305	19840	100	4.2	839	3.4	668	100
			365	22260	100	4.3	956	3.4	753	100

Protein reported is true protein.

006003514

3214367

3/25/2022

ADDITIONAL PRODUCTION RECORDS NOT ELIGIBLE FOR OFFICIAL HOLSTEIN PEDIGREE
(MATERNAL LINE ONLY):

DAM:

MS PIERCE-VALE AMBERLEE-ET

USA 71384488 100%RHA-NA

	AGE	X	DAYS	MILK	DCRM	%F	FAT	%P	PRTDCRC
NON	7-01	2	305	30180		4.2	1263	3.2	969

RECORDS APPEARING ON THIS REPORT WERE INELIGIBLE FOR INCLUSION ON THE OFFICIAL HOLSTEIN PEDIGREE. THE LACTATION RECORDS EITHER DID NOT MEET MINIMUM DATA COLLECTION RATING (DCR) REQUIREMENTS, OR, THE COW WAS NOT ENROLLED IN A BREED ASSOCIATION PRODUCTION RECORDS PROGRAM WHEN THE LISTED RECORDS WERE MADE. FOR MORE INFORMATION, CALL THE HOLSTEIN ASSOCIATION AT 1-800-952-5200.

HOLSTEIN ASSOCIATION USA, INC.
1 HOLSTEIN PLACE
BRATTLEBORO, VT 05302-0808

Protein reported is true protein.

006003514

3214367

3/25/2022

01 HOLSTEIN ASSOCIATION USA, INC. BRATTLEBORO, VERMONT 05302-0808 TELEPHONE 802-254-4551 TOLL-FREE WITHIN USA AND CANADA 800-952-5200

2112178

01 HOLSTEIN ASSOCIATION USA, INC. BRATTLEBORO, VERMONT 05302-0808 TELEPHONE 802-254-4551 TOLL-FREE WITHIN USA AND CANADA 800-952-5200

2112178



OFFICIAL HOLSTEIN PEDIGREE



U.S. Registered Holsteins
FOR MAXIMUM PROFIT

Holstein Association USA, Inc.

U.S. Registered Holsteins
FOR MAXIMUM PROFIT

www.holsteinusa.com

99% Registered Holstein Ancestry (RHA-I)

KENTDOR STERLING SAMANTHA

840003150636615 99%RHA-I
2-02 77 GGGG

PTA +679M +7F +17P 47%R12/2021
PTA +78NM -.07%F -.01%P
PTA +.4PL 3.02SCS -2.2DPR 2.8%DCE
PTA +.56T +.19UDC +.13FLC 53%R12/2021
PTA +25FE -1.7FI 2.5%SCE

AGE X DAYS MILK DCRM % FAT % PRT DCRG
* 1-11 3 305 25630 93 3.8 980 3.1 798 93

SANDY-VALLEY STERLING-ET

USA 69701759 100%RHA-NA TR TP TY TV TL
6-04 90 EEVV 02/04/2011

PTA +1221M +23F +38P 99%R12/2021
PTA +387NM -.08%F +.00%P 74%US
PTA +2.0PL 3.29SCS -2.3DPR 2.2%DCE
PTA +.65T +.41UDC +.52FLC 99%R12/2021
PTA +105FE -1.3FI 2.2%SCE

KENTDOR MCCUTCHEN SHAMO

USA 74234508 99%RHA-I
3-05 86 VGVV 09/01/2015

PTA -297M -13F -11P 52%R12/2021
PTA -276NM -.01%F -.01%P
PTA -1.5PL 2.82SCS -2.1DPR 2.7%DCE
PTA +.85T +.61UDC +.01FLC 55%R12/2021
PTA -69FE -2.1FI 2.7%SCE

AGE X DAYS MILK DCRM % FAT % PRT DCRG
** 2-00 2 305 16630 88 3.7 615 3.3 552 88
309 16850 88 3.7 624 3.3 559 88
** 3-00 2 291 15800 88 3.9 624 3.1 493 88
** 3-11 2 234 14960 3.8 568 2.9 428

252
09/16/2018 FEMALE

RIDGEVILLE HOLSTEINS TOO
DBA: RIDGEVILLE HOLSTEINS
20600 KELP AVE
NORWALK, WI 54648-7041
608/343-6872

ROYLANE SOCRA ROBUST-ET

USA 64966739 100%RHA-NA TR TV TL TD
3-03 88 VVVV GM 8/15 12/23/2008

PTA +369M +45F +23P 99%R12/2021
PTA +596NM +.11%F +.04%P 98%US
PTA +3.6PL 3.05SCS -.4DPR 1.7%DCE
PTA -.32T +.31UDC +.80FLC 99%R12/2021

SANDY-VALLEY PLANE SAPPHIRE

USA 66454736 100%RHA-NA TY
2-03 87 VV+VV GMD 05/22/2009

PTA +2056M +12F +44P 93%R12/2021
PTA +172NM -.22%F -.07%P
PTA +.3PL 3.19SCS -3.4DPR 2.7%DCE
PTA +.80T -.46UDC -.42FLC 92%R12/2021

AGE X DAYS MILK DCRM % FAT % PRT DCRG
*** 2-00 2 305 33470 95 3.3 1111 2.8 930 95
365 39130 95 3.3 1301 2.8 1101 95

DE-SU BKM MCCUTCHEN 1174-ET

USA 69990138 99%RHA-I TR TP TC TY TV TL
4-10 93 EEEE GM 8/15 11/25/2010

PTA +248M +26F +11P 99%R12/2021
PTA +37NM +.06%F +.01%P 40%US
PTA -.9PL 2.91SCS -2.4DPR 1.8%DCE
PTA +2.18T +1.39UDC +.98FLC 99%R12/2021

KENTDOR SID SHAKIRA

USA 70766291 100%RHA-NA
4-00 83 V+G++ 03/04/2012

PTA -657M -41F -25P 53%R12/2021
PTA -513NM -.06%F -.02%P
PTA -2.6PL 2.83SCS -1.9DPR 3.1%DCE
PTA -.58T -.37UDC -1.37FLC 55%R12/2021

AGE X DAYS MILK DCRM % FAT % PRT DCRG
** 2-06 2 305 21210 88 3.6 755 3.0 635 88
308 21400 88 3.6 762 3.0 642 88
** 3-05 2 305 24130 88 3.3 797 2.9 706 88
365 26830 88 3.3 897 3.0 798 88
** 4-08 2 305 21680 88 3.5 760 3.0 650 88
365 24520 88 3.6 878 3.1 758 88

Protein reported is true protein.

006003514 3214353 3/25/2022



OFFICIAL HOLSTEIN PEDIGREE



U.S. Registered Holsteins
FOR MAXIMUM PROFIT

Holstein Association USA, Inc.

U.S. Registered Holsteins
FOR MAXIMUM PROFIT

www.holsteinusa.com

100% Registered Holstein Ancestry (RHA-NA)

PIERCE-VALE MOGUL TANI

USA 74146409 100%RHA-NA
4-05 91 EEEVE

CTPI 52%R
+2199

02/10/2016

259
FEMALE

PTA +221M +25F +1P 52%R12/2021
PTA +208NM +.06%F -.02%P
PTA +2.0PL 2.83SCS -1.8DPR 3.0%DCE
PTA +1.39T +1.41UDC +1.09FLC 53%R12/2021
PTA +50FE -1.9FI 2.3%SCE

	AGE	X	DAYS	MILK	DCRM	%	FAT	%	PRT	DCRC
***	1-10	2	305	19130	95	4.3	816	2.9	564	95
			311	19430	95	4.3	830	3.0	574	95
***	2-11	2	304	23170	94	4.2	966	2.9	674	94
***	3-10	3	305	25290	93	4.1	1034	3.0	761	93
			323	26320	93	4.1	1075	3.0	800	93
*	4-11	4	298	32360	95	4.1	1338	3.1	989	94
	LIFE		1236	101280		4.2	4209	3.0	3037	

RIDGEVILLE HOLSTEINS TOO
DBA: RIDGEVILLE HOLSTEINS
20600 KELP AVE
NORWALK, WI 54648-7041
608/343-6872

COYNE-FARMS DORCY-ET

USA 139005002 100%RHA-NA BY TC TV TL TD
4-09 87 VVV+ 09/17/2007

50K GTPI 99%R
+2233 G

PTA +859M -1F +19P 99%R12/2021
PTA +225NM -.12%F -.03%P 24%US
PTA +2.0PL 2.86SCS -1.9DPR 3.4%DCE
PTA +.98T +1.94UDC +.65FLC 99%R12/2021

MOUNTFIELD MARSH MAXINE-ET

USA 62784081 100%RHA-NA
2-07 88 VV+VE DOM 04/23/2006

50K GTPI 93%R
+2052 G

PTA -363M +46F +7P 93%R12/2021
PTA +95NM +.22%F +.07%P
PTA -1.3PL 3.04SCS -3.7DPR 2.4%DCE
PTA +.43T +.17UDC +.60FLC 92%R12/2021

	AGE	X	DAYS	MILK	DCRM	%	FAT	%	PRT	DCRC
***	2-03	2	159	14320		4.3	611	3.2	454	

MOUNTFIELD SSI DCY MOGUL-ET

840003006972816 100%RHA-NA TR TP TC TY
7-00 93 EEVE GM 8/15 06/22/2010

50K GTPI 99%R
+2312 G

PTA +511M +44F +15P 99%R12/2021
PTA +355NM +.09%F +.00%P 54%US
PTA +.2PL 3.13SCS -3.1DPR 1.6%DCE
PTA +1.32T +2.13UDC +1.09FLC 99%R12/2021
PTA +134FE -2.7FI 1.9%SCE

PIERCE-VALE DIAMND TREASURE

USA 71384505 100%RHA-NA
3-05 85 VV++V 12/16/2013

CTPI 54%R
+1988

PTA +32M -1F -3P 53%R12/2021
PTA -68NM -.01%F -.01%P
PTA +1.0PL 2.70SCS -1.5DPR 3.9%DCE
PTA +1.18T +.40UDC +.65FLC 56%R12/2021
PTA -36FE -1.8FI 2.6%SCE

	AGE	X	DAYS	MILK	DCRM	%	FAT	%	PRT	DCRC
***	2-01	2	187	14890		4.0	590	2.7	409	

SEAGULL-BAY DIAMOND-ETS

USA 70640251 100%RHA-NA TR TP TY TV TL
4-02 88 EVVV 07/16/2011

50K GTPI 99%R
+2231 G

PTA +973M +26F +34P 99%R12/2021
PTA +221NM -.04%F +.01%P 76%US
PTA +1.0PL 2.62SCS -3.0DPR 2.9%DCE
PTA +.38T +.12UDC -.04FLC 98%R12/2021

PIERCE-VALE AFSHK TAFFY-ET

USA 69717993 100%RHA-NA
7-03 92 EEEEE 2E 09/20/2010

9K GTPI 84%R
+1545 G

PTA -895M -48F -42P 85%R12/2021
PTA -467NM -.05%F -.05%P
PTA +.4PL 2.95SCS +.1DPR 4.7%DCE
PTA +.83T +.31UDC +.66FLC 86%R12/2021

	AGE	X	DAYS	MILK	DCRM	%	FAT	%	PRT	DCRC
***	2-00	2	303	19880	100	3.8	753	2.9	585	100
***	3-02	2	305	24230	100	3.8	912	3.0	738	100
			365	27950	100	3.8	1056	3.1	866	100
***	4-09	2	305	26560	100	3.8	999	2.9	775	100
			365	30410	100	3.8	1154	3.0	901	100
***	6-01	2	305	22420	96	3.8	845	3.0	681	96
			315	22860	96	3.8	862	3.0	696	96
***	7-01	2	264	21560		3.9	841	2.9	636	
	LIFE		1788	130720		3.8	4997	3.0	3955	



OFFICIAL HOLSTEIN PEDIGREE



U.S. Registered Holsteins
FOR MAXIMUM PROFIT

Holstein Association USA, Inc.

U.S. Registered Holsteins
FOR MAXIMUM PROFIT

www.holsteinusa.com

100% Registered Holstein Ancestry (RHA-NA)

PIERCE-VALE ATWOOD REBEL-ET
USA 74146410 100%RHA-NA
4-08 86 VVV+V

CTPI 55%R
+1829

03/01/2016 260
FEMALE

PTA -74M -14F -2P 55%R12/2021
PTA -207NM -.04%F +.00%P
PTA -.6PL 2.98SCS -2.7DPR 4.2%DCE
PTA +1.54T +.45UDC +1.09FLC 58%R12/2021
PTA -31FE -2.5FI 2.8%SCE

RIDGEVILLE HOLSTEINS TOO
DBA: RIDGEVILLE HOLSTEINS
20600 KELP AVE
NORWALK, WI 54648-7041
608/343-6872

BRAEDALE GOLDWYN

50K GTPI 99%R
+1860 G

CAN 10705608 100%RHA-NA CD TY TV TL
CAN 8Y GP 84 GM 12/11 01/03/2000

PTA -704M -7F -12P 99%R12/2021
PTA -157NM +.07%F +.04%P 10%US
PTA -1.5PL 2.83SCS -1.2DPR 2.5%DCE
PTA +1.05T +.62UDC +.79FLC 99%R12/2021

MD-DELIGHT DURHAM ATLEE-ET

IMP GTPI 93%R
+1642 G

USA 131704103 100%RHA-NA
4-06 92 EEEEE GMD DOM 09/11/2001

PTA -824M -24F -26P 93%R12/2021
PTA -457NM +.03%F +.00%P
PTA -3.1PL 3.10SCS -2.9DPR 3.7%DCE
PTA +1.54T +1.20UDC +1.23FLC 92%R12/2021

AGE X DAYS MILK DCRM % FAT % PRT DCRG
* 2-08 2 365 32520 92 4.3 1400 3.1 1013 92
*** 3-11 2 305 33700 94 5.7 1916 3.0 1021 94X
3RD NY FAT
365 38290 94 5.5 2091 3.1 1177 94X
3RD NY FAT

MAPLE-DOWNS-I G W ATWOOD-ET 50K GTPI 99%R
CAN 8956379 100%RHA-NA TR TP TY TV TL
4-06 90 EE+V 02/24/2007

PTA -344M +11F -9P 99%R12/2021
PTA -267NM +.09%F +.01%P 45%US
PTA -2.6PL 3.12SCS -4.8DPR 4.4%DCE
PTA +2.91T +1.91UDC +2.09FLC 99%R12/2021
PTA -7FE -4.0FI 2.7%SCE

PICSTON SHOTTLE-ET

HD GTPI 99%R
+1881 G

GBR 598172 100%RHA-NA TY TV TL
GM 12/11 07/23/1999

PTA +74M +5F -5P 99%R12/2021
PTA -106NM +.01%F -.03%P 13%US
PTA +.2PL 2.86SCS -.9DPR 3.4%DCE
PTA +.31T -.43UDC -.30FLC 99%R12/2021

PIERCE-VALE SHOT REPLAY-ET CTPI 67%R
USA 139394524 100%RHA-NA
7-00 93 EEEEE 2E 08/06/2008

PTA +3M -36F +0P 68%R12/2021
PTA -300NM -.13%F +.00%P
PTA -1.2PL 3.01SCS -1.1DPR 3.6%DCE
PTA +.77T -1.10UDC +.59FLC 74%R12/2021
PTA -70FE -1.3FI 2.8%SCE

PIERCE-VALE DURHAM ROCKET

CTPI 71%R
+1523

USA 131947755 100%RHA-NA CV
9-09 92 EEEVE 3E 07/03/2000

PTA +252M -61F -5P 72%R12/2021
PTA -442NM -.25%F -.05%P
PTA -1.3PL 3.01SCS +.1DPR 3.3%DCE
PTA -.25T -1.60UDC +.11FLC 75%R12/2021

AGE X DAYS MILK DCRM % FAT % PRT DCRG
*** 1-11 2 305 24730 100 3.5 854 3.1 762 100
365 29240 100 3.4 1008 3.1 904 100
*** 3-03 2 305 30000 100 3.5 1040 3.0 900 100
365 34970 100 3.5 1223 3.1 1071 100
*** 4-10 2 305 28530 100 3.5 990 3.2 906 100
365 32440 100 3.5 1142 3.2 1040 100
*** 6-09 2 305 28380 100 3.7 1055 3.1 880 100
365 32810 100 3.7 1227 3.1 1025 100
LIFE 2186 170840 3.6 6169 3.2 5462

AGE X DAYS MILK DCRM % FAT % PRT DCRG
*** 2-01 2 305 20140 100 3.2 644 3.1 628 100
365 23660 100 3.2 762 3.1 741 100
*** 3-04 2 305 28990 100 3.2 924 3.1 888 100
365 32590 100 3.2 1050 3.1 1013 100
*** 4-08 2 305 32760 100 3.4 1102 3.0 991 100
365 36790 100 3.3 1227 3.1 1129 100
*** 6-05 2 305 32130 100 3.0 979 2.8 897 100
365 36370 100 3.1 1129 2.8 1035 100
*** 9-08 2 305 29650 100 3.2 935 2.9 873 100
365 33940 100 3.2 1086 3.0 1006 100
LIFE 2410 192200 3.3 6297 3.1 5869

Protein reported is true protein.

006003514

3214369

3/25/2022



OFFICIAL HOLSTEIN PEDIGREE



U.S. Registered Holsteins
FOR MAXIMUM PROFIT

Holstein Association USA, Inc.

U.S. Registered Holsteins
FOR MAXIMUM PROFIT

www.holsteinusa.com

100% Registered Holstein Ancestry (RHA-NA)

PIERCE-VALE MOG ROSALINA-ET CTPI 51%R +2272
 USA 74146426 100%RHA-NA
 3-01 86 VVV+V

PTA +828M +36F +17P 50%R12/2021
 PTA +241NM +.01%F -.03%P
 PTA +.3PL 3.00SCS -1.7DPR 2.8%DCE
 PTA +1.17T +1.57UDC +.72FLC 53%R12/2021
 PTA +88FE -1.7FI 2.4%SCE

AGE	X	DAYS	MILK	DCRM	%	FAT	%	PRT	DCRC
***	2-03	2	305	24290	95	3.6	865	2.8	682 95
			365	28820	95	3.6	1047	2.8	820 95
*	3-08	3	305	32990	93	3.9	1290	2.9	965 93

MOUNTFIELD SSI DCY MOGUL-ET 50K GTPI 99%R +2312 G
 840003006972816 100%RHA-NA TR TP TC TY
 7-00 93 EEVE GM 8/15 06/22/2010

PTA +511M +44F +15P 99%R12/2021
 PTA +355NM +.09%F +.00%P 54%US
 PTA +.2PL 3.13SCS -3.1DPR 1.6%DCE
 PTA +1.32T +2.13UDC +1.09FLC 99%R12/2021
 PTA +134FE -2.7FI 1.9%SCE

PIERCE-VALE SHOT ROSALYN-ET CTPI 54%R +1938
 USA 139982921 100%RHA-NA
 6-05 91 EEVVE 2E 03/30/2009

PTA +478M +1F +3P 54%R12/2021
 PTA -95NM -.06%F -.04%P
 PTA -.4PL 2.97SCS -.3DPR 3.4%DCE
 PTA +.58T -.07UDC +.10FLC 60%R12/2021
 PTA -18FE -0.7FI 2.9%SCE

AGE	X	DAYS	MILK	DCRM	%	FAT	%	PRT	DCRC
***	1-11	2	305	20950	100	4.1	853	3.0	630 100
			329	22330	100	4.1	919	3.0	674 100
***	3-00	2	305	31040	100	3.8	1178	2.9	886 100
			351	34350	100	3.8	1318	2.9	994 100
***	4-02	2	305	34010	100	3.8	1287	3.0	1027 100
			365	38990	100	3.8	1494	3.0	1187 100
***	5-09	2	305	28540	100	4.4	1244	2.9	822 100
			365	32870	100	4.4	1452	3.0	970 100
LIFE			1758	150750		4.1	6176	3.0	4573

276
 08/17/2016 FEMALE
 RIDGEVILLE HOLSTEINS TOO
 DBA: RIDGEVILLE HOLSTEINS
 20600 KELP AVE
 NORWALK, WI 54648-7041
 608/343-6872

COYNE-FARMS DORCY-ET 50K GTPI 99%R +2233 G
 USA 139005002 100%RHA-NA BY TC TV TL TD
 4-09 87 VVV+ 09/17/2007

PTA +859M -1F +19P 99%R12/2021
 PTA +225NM -.12%F -.03%P 24%US
 PTA +2.0PL 2.86SCS -1.9DPR 3.4%DCE
 PTA +.98T +1.94UDC +.65FLC 99%R12/2021

MOUNTFIELD MARSH MAXINE-ET 50K GTPI 93%R +2052 G
 USA 62784081 100%RHA-NA
 2-07 88 VV+VE DOM 04/23/2006

PTA -363M +46F +7P 93%R12/2021
 PTA +95NM +.22%F +.07%P
 PTA -1.3PL 3.04SCS -3.7DPR 2.4%DCE
 PTA +.43T +.17UDC +.60FLC 92%R12/2021

AGE	X	DAYS	MILK	DCRM	%	FAT	%	PRT	DCRC
***	2-03	2	159	14320		4.3	611	3.2	454

PICSTON SHOTTLE-ET HD GTPI 99%R +1881 G
 GBR 598172 100%RHA-NA TY TV TL
 GM 12/11 07/23/1999

PTA +74M +5F -5P 99%R12/2021
 PTA -106NM +.01%F -.03%P 13%US
 PTA +.2PL 2.86SCS -.9DPR 3.4%DCE
 PTA +.31T -.43UDC -.30FLC 99%R12/2021

PIERCE-VALE DURM ROSABEL-ET CTPI 61%R +1555
 USA 135374993 100%RHA-NA
 7-11 93 EEEEE 2E 03/01/2004

PTA +272M -53F -7P 61%R12/2021
 PTA -441NM -.22%F -.05%P
 PTA -2.0PL 3.09SCS -.1DPR 3.2%DCE
 PTA +.33T -1.31UDC +.14FLC 65%R12/2021

AGE	X	DAYS	MILK	DCRM	%	FAT	%	PRT	DCRC
***	2-00	2	305	22880	100	3.2	732	2.9	670 100
			365	26610	100	3.2	863	3.0	791 100
***	3-07	2	305	26150	100	3.5	905	3.0	781 100
			365	30990	100	3.5	1084	3.0	922 100
***	5-01	2	305	35450	100	3.6	1263	2.7	969 100
			365	40570	100	3.5	1416	2.8	1121 100
***	6-07	2	305	35420	100	3.1	1110	2.7	973 100
			365	41500	100	3.1	1300	2.8	1168 100
LIFE			2038	176600		3.3	5836	2.9	5146



OFFICIAL HOLSTEIN PEDIGREE



U.S. Registered Holsteins
FOR MAXIMUM PROFIT

Holstein Association USA, Inc.

www.holsteinusa.com

U.S. Registered Holsteins
FOR MAXIMUM PROFIT

100% Registered Holstein Ancestry (RHA-NA)

PIERCE-VALE MOGUL DORA RAE

CTPI 54%R
+2180

08/17/2016 277 FEMALE

USA 74146427 100%RHA-NA
3-11 90 VE+VE

LEE PIERCE
8037 ELDER RD
TOMAH, WI 54660-8040
608/378-4968

PTA +327M +39F +2P 54%R12/2021
PTA +176NM +.09%F -.03%P
PTA -.3PL 3.06SCS -2.9DPR 3.0%DCE
PTA +1.51T +1.93UDC +1.23FLC 54%R12/2021
PTA +86FE -2.8FI 2.3%SCE

**	AGE	X	DAYS	MILK	DCRM	%	FAT	%	PRT	DCRC
	2-03	3	305	29990	89	4.0	1208	3.0	885	89
			323	31310	89	4.0	1268	3.0	931	89
**	3-04	3	305	32370	91	4.3	1395	3.0	967	91
			363	36650	91	4.4	1611	3.1	1125	91
*	4-06	4	305	33020	95	4.1	1344	3.0	998	93
	LIFE		991	100980		4.2	4223	3.0	3054	

COYNE-FARMS DORCY-ET

50K GTPI 99%R
+2233 G

USA 139005002 100%RHA-NA BY TC TV TL TD
4-09 87 VVV+ 09/17/2007

PTA +859M -1F +19P 99%R12/2021
PTA +225NM -.12%F -.03%P 24%US
PTA +2.0PL 2.86SCS -1.9DPR 3.4%DCE
PTA +.98T +1.94UDC +.65FLC 99%R12/2021

MOUNTFIELD MARSH MAXINE-ET

50K GTPI 93%R
+2052 G

USA 62784081 100%RHA-NA
2-07 88 VV+VE DOM 04/23/2006

PTA -363M +46F +7P 93%R12/2021
PTA +95NM +.22%F +.07%P
PTA -1.3PL 3.04SCS -3.7DPR 2.4%DCE
PTA +.43T +.17UDC +.60FLC 92%R12/2021

***	AGE	X	DAYS	MILK	DCRM	%	FAT	%	PRT	DCRC
	2-03	2	159	14320		4.3	611	3.2	454	

MOUNTFIELD SSI DCY MOGUL-ET

50K GTPI 99%R
+2312 G

840003006972816 100%RHA-NA TR TP TC TY
7-00 93 EEVE GM 8/15 06/22/2010

PTA +511M +44F +15P 99%R12/2021
PTA +355NM +.09%F +.00%P 54%US
PTA +.2PL 3.13SCS -3.1DPR 1.6%DCE
PTA +1.32T +2.13UDC +1.09FLC 99%R12/2021
PTA +134FE -2.7FI 1.9%SCE

PIERCE-VALE ATW DANYELL RAE

CTPI 56%R
+1922

USA 74146358 100%RHA-NA
3-10 84 +V+V 09/26/2014

PTA -357M +13F -16P 54%R12/2021
PTA -105NM +.10%F -.02%P
PTA -1.2PL 3.03SCS -3.5DPR 3.9%DCE
PTA +1.80T +1.79UDC +1.46FLC 61%R12/2021
PTA +10FE -3.5FI 2.7%SCE

***	AGE	X	DAYS	MILK	DCRM	%	FAT	%	PRT	DCRC
	1-10	3	305	19530	97	4.4	869	3.2	629	97
			365	23730	97	4.4	1036	3.2	771	97
**	3-02	3	305	29850	90	4.3	1274	3.1	918	90
			365	33570	90	4.3	1456	3.1	1057	90

MAPLE-DOWNS-I G W ATWOOD-ET

50K GTPI 99%R
+1906 G

CAN 8956379 100%RHA-NA TR TP TY TV TL
4-06 90 EE+V 02/24/2007

PTA -344M +11F -9P 99%R12/2021
PTA -267NM +.09%F +.01%P 45%US
PTA -2.6PL 3.12SCS -4.8DPR 4.4%DCE
PTA +2.91T +1.91UDC +2.09FLC 99%R12/2021

SPEEK-NJ CHIP DAPHNE RAE-ET

50K GTPI 85%R
+1794 G

USA 70219356 100%RHA-NA
3-05 85 VV+V 03/19/2012

PTA -72M -18F -15P 86%R12/2021
PTA -213NM -.05%F -.05%P
PTA +.2PL 2.99SCS -2.3DPR 2.2%DCE
PTA +1.22T +.84UDC +1.01FLC 86%R12/2021

***	AGE	X	DAYS	MILK	DCRM	%	FAT	%	PRT	DCRC
	2-06	2	305	19280	100	3.5	681	3.0	577	100
			349	21620	100	3.6	774	3.0	649	100



OFFICIAL HOLSTEIN PEDIGREE



U.S. Registered Holsteins
FOR MAXIMUM PROFIT

Holstein Association USA, Inc.

U.S. Registered Holsteins
FOR MAXIMUM PROFIT

www.holsteinusa.com

100% Registered Holstein Ancestry (RHA-NA)

PIERCE-VALE BYWAY PATTY

USA 74146438 100%RHA-NA
3-11 87 VVV+V

PTA	+154M	-26F	-6P	48%R12/2021
PTA	-295NM	-.11%F	-.04%P	
PTA	-1.1PL	2.89SCS	-.9DPR	3.3%DCE
PTA	+1.82T	+1.08UDC	+1.55FLC	53%R12/2021
PTA	-85FE	-0.6FI	2.6%SCE	

	AGE	X	DAYS	MILK	DCRM	%	FAT	%	PRT	DCRC
***	2-03	2	305	20930	95	3.4	720	2.9	605	95
			315	21560	95	3.5	746	2.9	626	95
*	3-04	3	305	25080	93	3.4	862	3.0	761	93

OH-RIVER-SYC BYWAY-ET

USA 71310557 100%RHA-NA TR TP TY TV TL
12/07/2012

PTA	+353M	-30F	-5P	99%R12/2021
PTA	-308NM	-.15%F	-.06%P	49%US
PTA	-1.5PL	2.97SCS	-1.7DPR	2.7%DCE
PTA	+2.36T	+2.24UDC	+1.06FLC	99%R12/2021
PTA	-74FE	-1.1FI	2.5%SCE	

PIERCE-VALE SHOT PENNY-ET

USA 71384491 100%RHA-NA
2-06 85 VV+V+ 09/01/2013

PTA	-212M	-19F	-13P	53%R12/2021
PTA	-225NM	-.04%F	-.02%P	
PTA	-.3PL	2.86SCS	+1.0DPR	3.5%DCE
PTA	+1.87T	-.08UDC	+1.64FLC	57%R12/2021
PTA	-77FE	-0.2FI	2.7%SCE	

	AGE	X	DAYS	MILK	DCRM	%	FAT	%	PRT	DCRC
***	2-00	2	305	21330	100	3.9	830	3.0	636	100
			365	25270	100	3.9	979	3.0	759	100
***	3-03	2	201	16060		3.1	505	2.9	460	

CTPI 49%R
+1869

12/22/2016

288
FEMALE

RIDGEVILLE HOLSTEINS TOO
DBA: RIDGEVILLE HOLSTEINS
20600 KELP AVE
NORWALK, WI 54648-7041
608/343-6872

SULLY HART MERIDIAN-ET

USA 69951907 100%RHA-NA TR TP TY TV TL
GM 8/15 12/11/2010

PTA	+1925M	+16F	+37P	99%R12/2021
PTA	+126NM	-.19%F	-.08%P	24%US
PTA	-1.0PL	3.04SCS	-2.3DPR	1.8%DCE
PTA	+2.11T	+1.59UDC	-.58FLC	99%R12/2021

SANDY-VALLEY ATWD BARBIE-ET

USA 69250651 100%RHA-NA
5-01 91 EEEVE 05/04/2010

PTA	-503M	-19F	-11P	92%R12/2021
PTA	-473NM	+1.00%F	+1.02%P	
PTA	-3.8PL	3.12SCS	-4.3DPR	3.9%DCE
PTA	+2.62T	+1.31UDC	+1.28FLC	92%R12/2021

	AGE	X	DAYS	MILK	DCRM	%	FAT	%	PRT	DCRC
***	2-04	3	305	27230	97	3.5	960	3.1	842	91
			365	32120	97	3.5	1118	3.1	1010	91
**	4-09	3	305	25500	92	3.6	925	3.1	781	92
			365	29490	92	3.7	1091	3.2	933	92

PICSTON SHOTTLE-ET

GBR 598172 100%RHA-NA TY TV TL
GM 12/11 07/23/1999

PTA	+74M	+5F	-5P	99%R12/2021
PTA	-106NM	+1.01%F	-.03%P	13%US
PTA	+2.2PL	2.86SCS	-.9DPR	3.4%DCE
PTA	+1.31T	-.43UDC	-.30FLC	99%R12/2021

RABUR MAC PANDORA-ET

USA 65519186 100%RHA-NA
6-05 90 EEVEE 2E 10/10/2009

PTA	-389M	-36F	-18P	83%R12/2021
PTA	-273NM	-.08%F	-.02%P	
PTA	-.9PL	2.96SCS	+1.9DPR	2.4%DCE
PTA	+1.19T	-.10UDC	+1.23FLC	84%R12/2021

	AGE	X	DAYS	MILK	DCRM	%	FAT	%	PRT	DCRC
***	2-03	2	305	21860	100	3.7	809	3.1	675	100
			365	25000	100	3.8	944	3.1	782	100
***	3-06	2	305	25640	100	3.8	963	3.0	779	100
			362	28340	100	3.8	1091	3.1	877	100
***	4-07	2	305	25580	100	3.7	948	3.1	792	100
			365	29750	100	3.7	1113	3.1	925	100
***	6-01	2	305	28040	100	4.0	1134	2.9	819	100
			365	32510	100	4.0	1307	3.0	970	100
LIFE	1548		119550			3.9	4611	3.1	3686	



OFFICIAL HOLSTEIN PEDIGREE



U.S. Registered Holsteins
FOR MAXIMUM PROFIT

Holstein Association USA, Inc.

U.S. Registered Holsteins
FOR MAXIMUM PROFIT

www.holsteinusa.com

99% Registered Holstein Ancestry (RHA-I)

PIERCE-VALE MCCUTCH TEMPEST

CTPI 50%R
+1961

840003143706995 99%RHA-I
3-00 86 EE++V

PTA	-364M	-2F	-3P	50%R12/2021
PTA	-227NM	+0.04%F	+0.03%P	
PTA	-1.6PL	2.93SCS	-2.1DPR	3.0%DCE
PTA	+2.33T	+1.10UDC	+0.92FLC	54%R12/2021
PTA	-44FE	-1.9FI	3.1%SCE	

AGE	X	DAYS	MILK	DCRM	%	FAT	%	PRT	DCRC
***	2-05	3	305	21360	93	3.9	830	3.1	671 93
			332	23130	93	4.0	916	3.2	734 93
*	3-06	4	305	26880	95	3.9	1061	3.2	869 94

DE-SU BKM MCCUTCHEN 1174-ET

50K GTPI 99%R
+2217 G

USA 69990138 99%RHA-I TR TP TC TY TV TL
4-10 93 EEEE GM 8/15 11/25/2010

PTA	+248M	+26F	+11P	99%R12/2021
PTA	+37NM	+0.06%F	+0.01%P	40%US
PTA	-.9PL	2.91SCS	-2.4DPR	1.8%DCE
PTA	+2.18T	+1.39UDC	+0.98FLC	99%R12/2021
PTA	+29FE	-1.8FI	2.4%SCE	

PIERCE-VALE BROKAW TRINITY

CTPI 55%R
+1685

USA 71384477 100%RHA-NA
4-07 92 EEEVE 05/10/2013

PTA	-1224M	-28F	-23P	54%R12/2021
PTA	-457NM	+0.07%F	+0.06%P	
PTA	-2.2PL	3.03SCS	-1.4DPR	3.6%DCE
PTA	+1.88T	+0.84UDC	+1.01FLC	62%R12/2021
PTA	-106FE	-1.5FI	3.7%SCE	

AGE	X	DAYS	MILK	DCRM	%	FAT	%	PRT	DCRC
***	2-00	2	305	17850	100	4.7	837	3.3	592 100
			360	20020	100	4.8	956	3.4	671 100
***	3-02	2	292	18490	98	4.3	788	3.4	623 98
***	4-02	2	276	20470	94	4.1	848	3.3	680 94
***	4-11	2	142	6400		4.7	302	3.8	240

07/20/2017 307 FEMALE

RIDGEVILLE HOLSTEINS TOO
DBA: RIDGEVILLE HOLSTEINS
20600 KELP AVE
NORWALK, WI 54648-7041
608/343-6872

DE-SU 521 BOOKEM-ET

50K GTPI 99%R
+2255 G

USA 66636657 99%RHA-I TR TP TY TV TL TD
8-04 90 EEVV GM 8/15 02/21/2009

PTA	+825M	+3F	+31P	99%R12/2021
PTA	+290NM	-.10%F	+0.02%P	30%US
PTA	+2.0PL	2.92SCS	-.4DPR	1.6%DCE
PTA	+.48T	+.44UDC	+.42FLC	99%R12/2021

SULLY SHOTTLE MAY-TW

50K GTPI 96%R
+1896 G

USA 138218285 100%RHA-NA
9-00 91 EEVEE 2E DOM 03/27/2007

PTA	+163M	-5F	+9P	96%R12/2021
PTA	-195NM	-.04%F	+0.01%P	
PTA	-1.7PL	3.05SCS	-1.0DPR	2.3%DCE
PTA	+.38T	+.04UDC	+.43FLC	96%R12/2021

AGE	X	DAYS	MILK	DCRM	%	FAT	%	PRT	DCRC
***	5-04	3	365	38970	98	3.5	1354	3.0	1152 84
***	6-07	3	365	39960	98	3.9	1555	3.3	1302 85
***	7-09	3	311	36740	94	3.5	1290	3.0	1086 77
*	8-09	3	328	33230	76	3.7	1220	2.9	953 76
LIFE			1844	192480		3.6	6852	3.0	5844

MR ATWOOD BROKAW-ET

50K GTPI 99%R
+1848 G

USA 140602463 100%RHA-NA TR TP TY TV TL
2-07 86 VVV+ 03/16/2010

PTA	-552M	-2F	-5P	99%R12/2021
PTA	-395NM	+0.07%F	+0.04%P	52%US
PTA	-4.0PL	3.22SCS	-2.1DPR	3.7%DCE
PTA	+2.61T	+1.68UDC	+0.55FLC	99%R12/2021

PIERCE-VALE DURHM R TOBI-ET

CTPI 64%R
+1566

USA 139394515 100%RHA-NA
6-06 91 EEEVE 2E 07/25/2008

PTA	-1311M	-47F	-27P	64%R12/2021
PTA	-437NM	+0.01%F	+0.05%P	
PTA	-1.2PL	2.93SCS	-1.0DPR	3.4%DCE
PTA	+.87T	-.26UDC	+1.22FLC	71%R12/2021

AGE	X	DAYS	MILK	DCRM	%	FAT	%	PRT	DCRC
***	1-11	2	305	19710	100	3.7	729	3.2	624 100
			365	23280	100	3.7	870	3.2	747 100
***	3-03	2	305	25610	100	3.7	951	3.1	803 100
			365	29270	100	3.8	1102	3.2	935 100
***	4-09	2	305	27470	100	3.7	1011	3.1	847 100
			365	31410	100	3.7	1177	3.2	993 100
***	6-00	2	305	26370	100	3.6	952	3.1	828 100
			365	30070	100	3.6	1094	3.2	956 100
LIFE			1711	126240		3.8	4787	3.2	4095

Protein reported is true protein.

006003514

3214354

3/25/2022



OFFICIAL HOLSTEIN PEDIGREE



U.S. Registered Holsteins
FOR MAXIMUM PROFIT

Holstein Association USA, Inc.

U.S. Registered Holsteins
FOR MAXIMUM PROFIT

www.holsteinusa.com

99% Registered Holstein Ancestry (RHA-I)

PIERCE-VALE SOLMON REACT-ET

840003143706999 99%RHA-I
3-02 85 +VG+V

PTA	-361M	-17F	-3P	52%R12/2021
PTA	-201NM	-.01%F	+.03%P	
PTA	-.5PL	2.95SCS	-.4DPR	3.4%DCE
PTA	+1.84T	+1.59UDC	+1.55FLC	56%R12/2021
PTA	-53FE	-0.3FI	2.9%SCE	

CTPI 52%R
+1914

09/02/2017

310
FEMALE

RIDGEVILLE HOLSTEINS TOO
DBA: RIDGEVILLE HOLSTEINS
20600 KELP AVE
NORWALK, WI 54648-7041
608/343-6872

VAL-BISSON DOORMAN-ET

CAN 107281711 99%RHA-I TR TP TY TV TL
CAN 5Y EX 90 08/06/2011

PTA	-446M	+14F	+9P	99%R12/2021
PTA	-17NM	+.11%F	+.08%P	17%US
PTA	+.5PL	2.64SCS	-2.5DPR	2.6%DCE
PTA	+2.44T	+1.58UDC	+1.67FLC	99%R12/2021

75K GTPI 99%R
+2164 G

MISTY SPRINGS LAVANGUARD SUE

CAN 9979603 100%RHA-NA
CAN 4Y VG 89 08/16/2009

PTA	-198M	+14F	-8P	88%R12/2021
PTA	-317NM	+.08%F	-.01%P	
PTA	-5.4PL	3.25SCS	-2.2DPR	2.8%DCE
PTA	+1.91T	+1.71UDC	+1.40FLC	87%R12/2021

50K GTPI 88%R
+1807 G

CAN	AGE	X	DAYS	MILK	DCRM	%	FAT	%	PRT	DCRC
	2-01	2	305	24246		4.3	1054	3.0	737	
				365	27487		4.4	1197	3.1	854
	4-03	2	305	27251		4.5	1230	2.9	795	
				365	30124		4.6	1380	3.0	911

WALNUTLAWN SOLOMON-ET

CAN 11775998 99%RHA-I TR TP TY TV TL TD
08/11/2013

PTA	-477M	-13F	-9P	99%R12/2021
PTA	-263NM	+.02%F	+.02%P	22%US
PTA	-1.3PL	2.88SCS	-.1DPR	2.7%DCE
PTA	+2.57T	+1.62UDC	+1.29FLC	99%R12/2021
PTA	-68FE	+0.2FI	2.9%SCE	

49K GTPI 99%R
+1958 G

PIERCE-VALE SHOT REPLAY-ET

USA 139394524 100%RHA-NA
7-00 93 EEEEE 2E 08/06/2008

PTA	+3M	-36F	+0P	68%R12/2021
PTA	-300NM	-.13%F	+.00%P	
PTA	-1.2PL	3.01SCS	-1.1DPR	3.6%DCE
PTA	+.77T	-1.10UDC	+1.59FLC	74%R12/2021
PTA	-70FE	-1.3FI	2.8%SCE	

CTPI 67%R
+1697

AGE	X	DAYS	MILK	DCRM	%	FAT	%	PRT	DCRC		
***	1-11	2	305	24730	100	3.5	854	3.1	762	100	
				365	29240	100	3.4	1008	3.1	904	100
***	3-03	2	305	30000	100	3.5	1040	3.0	900	100	
				365	34970	100	3.5	1223	3.1	1071	100
***	4-10	2	305	28530	100	3.5	990	3.2	906	100	
				365	32440	100	3.5	1142	3.2	1040	100
***	6-09	2	305	28380	100	3.7	1055	3.1	880	100	
				365	32810	100	3.7	1227	3.1	1025	100
LIFE			2186	170840		3.6	6169	3.2	5462		

PICSTON SHOTTLE-ET

GBR 598172 100%RHA-NA TY TV TL
GM 12/11 07/23/1999

PTA	+74M	+5F	-5P	99%R12/2021
PTA	-106NM	+.01%F	-.03%P	13%US
PTA	+.2PL	2.86SCS	-.9DPR	3.4%DCE
PTA	+.31T	-.43UDC	-.30FLC	99%R12/2021

HD GTPI 99%R
+1881 G

PIERCE-VALE DURHAM ROCKET

USA 131947755 100%RHA-NA CV
9-09 92 EEEVE 3E 07/03/2000

PTA	+252M	-61F	-5P	72%R12/2021
PTA	-442NM	-.25%F	-.05%P	
PTA	-1.3PL	3.01SCS	+1.1DPR	3.3%DCE
PTA	-.25T	-1.60UDC	+1.11FLC	75%R12/2021

CTPI 71%R
+1523

AGE	X	DAYS	MILK	DCRM	%	FAT	%	PRT	DCRC		
***	2-01	2	305	20140	100	3.2	644	3.1	628	100	
				365	23660	100	3.2	762	3.1	741	100
***	3-04	2	305	28990	100	3.2	924	3.1	888	100	
				365	32590	100	3.2	1050	3.1	1013	100
***	4-08	2	305	32760	100	3.4	1102	3.0	991	100	
				365	36790	100	3.3	1227	3.1	1129	100
***	6-05	2	305	32130	100	3.0	979	2.8	897	100	
				365	36370	100	3.1	1129	2.8	1035	100
***	9-08	2	305	29650	100	3.2	935	2.9	873	100	
				365	33940	100	3.2	1086	3.0	1006	100
LIFE			2410	192200		3.3	6297	3.1	5869		

Protein reported is true protein.

006003514

3214355

3/25/2022



OFFICIAL HOLSTEIN PEDIGREE



U.S. Registered Holsteins
FOR MAXIMUM PROFIT

Holstein Association USA, Inc.

U.S. Registered Holsteins
FOR MAXIMUM PROFIT

www.holsteinusa.com

100% Registered Holstein Ancestry (RHA-NA)

PIERCE-VALE AW SQUEEZE-RED CTPI 49%R 319
 +1667
 840003143707008 100%RHA-NA 12/16/2017 FEMALE
 2-07 84 ++++V

PTA -1094M -45F -29P 49%R12/2021
 PTA -450NM -.01%F +.02%P
 PTA -.5PL 3.15SCS -.4DPR 4.2%DCE
 PTA +1.52T +1.71UDC +.83FLC 54%R12/2021
 PTA -146FE -1.0FI 3.1%SCE

	AGE	X	DAYS	MILK	DCRM	%	FAT	%	PRT	DCRC
***	1-11	2	261	15680		3.6	559	2.9	454	
*	2-10	3	305	25200	94	3.7	942	3.2	806	94

RIDGEVILLE HOLSTEINS TOO
 DBA: RIDGEVILLE HOLSTEINS
 20600 KELP AVE
 NORWALK, WI 54648-7041
 608/343-6872

APPLES ABSOLUTE-RED-ET 50K GTPI 99%R
 +1526 G
 USA 139358472 100%RHA-NA CV TC TY TL TD
 5-08 94 EEVE 09/04/2007

PTA -1888M -13F -24P 99%R12/2021
 PTA -676NM +.23%F +.13%P 52%US
 PTA -5.5PL 3.52SCS -5.1DPR 5.0%DCE
 PTA +2.22T +2.43UDC +1.63FLC 99%R12/2021

LUCK-E ADVENT ASIA-ET 19K GTPI 93%R
 +1754 G
 USA 63437444 100%RHA-NA RC TL TD
 11-06 94 EEEEE 3E 09/01/2007

PTA -425M -8F -31P 94%R12/2021
 PTA -327NM +.03%F -.06%P
 PTA -1.3PL 3.50SCS -.4DPR 3.1%DCE
 PTA +1.75T +1.22UDC +.32FLC 94%R12/2021

	AGE	X	DAYS	MILK	DCRM	%	FAT	%	PRT	DCRC	
***	2-04	2	365	30050	99	4.8	1436	3.1	937	99	
***	4-10	2	365	32680	99	5.7	1863	3.2	1045	99	
***	6-02	2	305	35180	98	5.0	1747	3.1	1083	98	
				365	40150	98	4.9	1984	3.1	1261	98
	LIFE			1282	113730		5.1	5814	3.2	3645	

LUCK-E AWESOME-RED 75K GTPI 99%R
 +1415 G
 USA 72186769 100%RHA-NA CV TC TY TL TD
 11/30/2013

PTA -1697M -59F -55P 99%R12/2021
 PTA -747NM +.02%F -.01%P 63%US
 PTA -1.2PL 3.17SCS -2.2DPR 3.8%DCE
 PTA +2.03T +2.78UDC +.75FLC 99%R12/2021
 PTA -224FE -3.2FI 3.7%SCE

PIERCE-VALE SPICEY-RED-ET CTPI 53%R
 +1953
 USA 74146361 100%RHA-NA
 7-03 90 VEVVE 10/15/2014

PTA -840M -23F -7P 52%R12/2021
 PTA -13NM +.03%F +.07%P
 PTA +2.3PL 2.90SCS +1.5DPR 4.3%DCE
 PTA +.53T +.43UDC +.53FLC 60%R12/2021
 PTA -46FE +1.2FI 2.5%SCE

	AGE	X	DAYS	MILK	DCRM	%	FAT	%	PRT	DCRC	
***	2-02	2	304	19840	95	3.9	783	3.3	653	95	
***	3-02	2	286	20620	94	4.0	827	3.5	713	94	
***	4-01	2	305	23020	95	4.0	911	3.3	763	95	
				315	23350	95	4.0	926	3.3	776	95
***	5-01	2	300	26390	94	4.0	1060	3.2	841	94	
***	6-01	2	305	26140	95	3.8	1001	3.1	813	95	
				313	26580	95	3.8	1020	3.1	830	95
	LIFE			1518	116780		4.0	4616	3.3	3813	

BBM CP ALTITUDE-RED-ET 50K GTPI 96%R
 +1758 G
 USA 70684472 100%RHA-NA TP TY TV TL TD
 10/12/2011

PTA -847M -20F -16P 97%R12/2021
 PTA -226NM +.05%F +.04%P 90%US
 PTA +.6PL 2.93SCS -2.0DPR 3.9%DCE
 PTA +.32T +.59UDC +.65FLC 94%R12/2021

JOHNSON-WAY SWEETIE-RED-ET 13K GTPI 84%R
 +2066 G
 USA 71384473 100%RHA-NA TL TD
 4-10 88 VE+VV 02/10/2013

PTA -408M -39F -3P 85%R12/2021
 PTA +96NM -.08%F +.03%P
 PTA +4.1PL 2.87SCS +5.0DPR 3.4%DCE
 PTA +.56T +.22UDC +.48FLC 85%R12/2021

	AGE	X	DAYS	MILK	DCRM	%	FAT	%	PRT	DCRC	
***	2-01	2	305	16070	100	3.8	613	3.5	556	100	
				340	17480	100	3.9	680	3.5	615	100
***	3-02	2	305	18100	100	4.2	761	3.7	670	100	
				365	21720	100	4.2	913	3.7	812	100
***	4-06	2	305	18100	95	4.0	725	3.7	661	95	
				310	18320	95	4.0	736	3.7	670	95
***	5-08	2	149	11370		4.0	460	3.5	395		

Protein reported is true protein.

006003514 3214373 3/25/2022



OFFICIAL HOLSTEIN PEDIGREE



U.S. Registered Holsteins
FOR MAXIMUM PROFIT

Holstein Association USA, Inc.

U.S. Registered Holsteins
FOR MAXIMUM PROFIT

www.holsteinusa.com

99% Registered Holstein Ancestry (RHA-I)

PIERCE-VALE DIAM BLUSH-RED

840003143707013 99%RHA-I
2-06 80 G+++

PTA	-606M	-9F	-10P	48%R12/2021
PTA	-228NM	+0.05%F	+0.03%P	
PTA	-0.7PL	3.14SCS	-1.8DPR	3.7%DCE
PTA	+1.10T	+1.50UDC	+0.98FLC	53%R12/2021
PTA	-52FE	-1.9FI	3.3%SCE	

	AGE	X	DAYS	MILK	DCRM	%	FAT	%	PRT	DCRC
**	2-01	3	289	17540	92	4.1	726	3.1	544	92
*	3-01	4	305	26900	94	3.9	1055	3.2	849	93

MR D APPLE DIAMONDBACK

840003013721049 99%RHA-I RC TP TC TY TV
3-03 93 EEEE 03/24/2014

PTA	-400M	-25F	-1P	99%R12/2021
PTA	-274NM	-0.03%F	+0.04%P	65%US
PTA	+0.0PL	3.12SCS	-3.0DPR	2.9%DCE
PTA	+2.44T	+1.95UDC	+1.43FLC	99%R12/2021
PTA	-72FE	-3.4FI	3.6%SCE	

PIERCE-VALE BRANDY-RED-ET

USA 74146403 100%RHA-NA
3-09 86 VVV+V 12/08/2015

PTA	-882M	-3F	-14P	51%R12/2021
PTA	-315NM	+0.11%F	+0.05%P	
PTA	-3.1PL	3.04SCS	-0.6DPR	4.0%DCE
PTA	+0.73T	+0.92UDC	+0.34FLC	56%R12/2021
PTA	-60FE	-0.5FI	3.0%SCE	

	AGE	X	DAYS	MILK	DCRM	%	FAT	%	PRT	DCRC
***	2-01	2	274	17740	93	4.2	749	3.3	585	93
***	3-01	2	286	21880	94	3.5	767	3.1	682	94

CTPI 49%R
+1855

01/15/2018

324
FEMALE

RIDGEVILLE HOLSTEINS TOO
DBA: RIDGEVILLE HOLSTEINS
20600 KELP AVE
NORWALK, WI 54648-7041
608/343-6872

VAL-BISSON DOORMAN-ET

CAN 107281711 99%RHA-I TR TP TY TV TL
CAN 5Y EX 90 08/06/2011

PTA	-446M	+14F	+9P	99%R12/2021
PTA	-17NM	+0.11%F	+0.08%P	17%US
PTA	+0.5PL	2.64SCS	-2.5DPR	2.6%DCE
PTA	+2.44T	+1.58UDC	+0.67FLC	99%R12/2021

MS DELICIOUS APPLE-RED-ET

USA 139236776 100%RHA-NA TC TV TL TD
6-07 94 EEEEE 2E 04/10/2008

PTA	-995M	-38F	-19P	90%R12/2021
PTA	-542NM	+0.00%F	+0.04%P	
PTA	-3.2PL	3.38SCS	-5.6DPR	4.1%DCE
PTA	+2.01T	+2.30UDC	+2.05FLC	88%R12/2021

	AGE	X	DAYS	MILK	DCRM	%	FAT	%	PRT	DCRC
*	2-02	2	365	26460	95	3.9	1036	3.1	821	95
**	4-03	2	305	32840	94	3.7	1229	3.0	998	94
**	5-11	2	365	40660	95	3.9	1570	3.3	1331	95
**	7-02	2	365	46510	95	4.0	1844	3.1	1424	95
LIFE			1732	177970		3.9	6948	3.2	5632	

BLONDIN INTEGRAL-ET

CAN 108109390 100%RHA-NA RC TP TY TV TL
05/18/2013

PTA	-1009M	+24F	-21P	99%R12/2021
PTA	-112NM	+0.23%F	+0.04%P	29%US
PTA	-1.1PL	2.65SCS	+0.0DPR	4.0%DCE
PTA	+1.78T	+2.03UDC	+1.07FLC	98%R12/2021

POTTERS-FIELD F RUBY-RED-ET

USA 66758460 100%RHA-NA TL TD
6-02 90 EEVVE 2E 01/10/2010

PTA	-1254M	-36F	-21P	86%R12/2021
PTA	-604NM	+0.05%F	+0.07%P	
PTA	-5.1PL	3.43SCS	-1.1DPR	3.3%DCE
PTA	-1.14T	-1.67UDC	-1.02FLC	86%R12/2021

	AGE	X	DAYS	MILK	DCRM	%	FAT	%	PRT	DCRC
***	2-02	2	305	22100	100	3.7	817	3.3	732	100
			365	25660	100	3.8	964	3.4	862	100
***	3-04	2	305	23220	100	3.4	789	3.4	786	100
			365	25960	100	3.5	908	3.4	893	100
***	4-10	2	305	27980	100	3.8	1053	3.3	912	100
			325	29030	100	3.8	1094	3.3	950	100
***	5-11	2	225	22730		3.8	868	3.2	737	
LIFE			1306	104560		3.7	3882	3.3	3491	



OFFICIAL HOLSTEIN PEDIGREE



U.S. Registered Holsteins
FOR MAXIMUM PROFIT

Holstein Association USA, Inc.

U.S. Registered Holsteins
FOR MAXIMUM PROFIT

www.holsteinusa.com

99% Registered Holstein Ancestry (RHA-I)

PIERCE-VALE JEDI ROLA
840003143707015 99%RHA-I
2-05 75 G+FPG

PTA +555M -3F +22P 50%R12/2021
PTA +243NM -.08%F +.02%P
PTA +2.5PL 2.82SCS -.5DPR 2.9%DCE
PTA +.40T +1.10UDC -1.93FLC 46%R12/2021
PTA +52FE -0.5FI 2.5%SCE

AGE X DAYS MILK DCRM % FAT % PRT DCRG
** 1-11 3 305 21770 90 3.7 799 3.1 674 90

S-S-I MONTROSS JEDI-ET
840003123886035 99%RHA-I TR TP TC TY TV
4-10 93 EEEE GM 8/18 05/11/2014

PTA +2023M +17F +65P 99%R12/2021
PTA +609NM -.20%F +.01%P 72%US
PTA +5.0PL 2.81SCS +.2DPR 1.8%DCE
PTA +.51T +.93UDC -1.67FLC 99%R12/2021
PTA +138FE +0.5FI 2.1%SCE

PIERCE-VALE GLDREAM RIVA-ET
USA 74146411 100%RHA-NA
03/22/2016

PTA -477M -18F -14P 50%R12/2021
PTA -254NM +.00%F +.00%P
PTA -1.8PL 2.96SCS -.9DPR 3.3%DCE
PTA +1.28T# +.77UDC# +.32FLC# 44%R12/2021
PTA -56FE -1.4FI 2.8%SCE

AGE X DAYS MILK DCRM % FAT % PRT DCRG
*** 1-10 2 131 8690 4.1 355 3.1 268

02/01/2018 326 FEMALE
RIDGEVILLE HOLSTEINS TOO
DBA: RIDGEVILLE HOLSTEINS
20600 KELP AVE
NORWALK, WI 54648-7041
608/343-6872

BACON-HILL MONTROSS-ET
USA 71703339 100%RHA-NA TR TP TC TY TV
4-08 92 EEVE GM 8/18 10/14/2012

PTA +1963M +37F +54P 99%R12/2021
PTA +441NM -.13%F -.02%P 60%US
PTA +1.3PL 3.24SCS -2.2DPR 2.2%DCE
PTA +.68T +1.49UDC -.13FLC 99%R12/2021

S-S-I SUPRSIRE MIRI 8679-ET
840003011538078 99%RHA-I TR TP TL TD
5-04 90 EEEVE GMD DOM 12/31/2012

PTA +1026M +12F +32P 96%R12/2021
PTA +355NM -.09%F +.00%P
PTA +2.6PL 2.77SCS -.2DPR 2.2%DCE
PTA +.15T +.80UDC -.84FLC 95%R12/2021

AGE X DAYS MILK DCRM % FAT % PRT DCRG
*** 2-00 3 305 32870 97 3.5 1148 3.1 1015 90
365 39810 97 3.5 1402 3.1 1234 90
* 3-04 3 305 39180 80 3.4 1340 3.0 1173 80
365 44540 80 3.5 1551 3.1 1360 80
LIFE 1354 137380 3.7 5060 3.4 4631

HEAVENLY GOLDEN DREAMS-ET
GBR 642262 100%RHA-NA TV TL
06/19/2008

PTA -1411M -21F -36P 99%R12/2021
PTA -296NM +.12%F +.03%P 13%US
PTA -1.6PL 2.71SCS -.6DPR 2.6%DCE
PTA +1.65T +1.50UDC +.69FLC 99%R12/2021

PIERCE-VALE SHOT RALLY-ET
USA 139229996 100%RHA-NA CV
7-05 91 EEEVE 03/13/2008

PTA +504M -25F +5P 70%R12/2021
PTA -214NM -.16%F -.04%P
PTA -1.1PL 3.08SCS -.7DPR 3.6%DCE
PTA +.91T +.03UDC -.06FLC 75%R12/2021

AGE X DAYS MILK DCRM % FAT % PRT DCRG
* 2-02 2 305 25920 99 3.3 844 2.9 759 99
* 3-03 2 305 31390 95 2.9 910 3.0 938 95X
*** 5-08 2 305 28590 100 3.4 960 2.9 831 100
365 32730 100 3.3 1090 3.0 966 100
*** 7-01 2 224 19220 3.3 626 3.0 568
LIFE 1464 129490 3.2 4108 3.0 3878



OFFICIAL HOLSTEIN PEDIGREE



U.S. Registered Holsteins
FOR MAXIMUM PROFIT

Holstein Association USA, Inc.

U.S. Registered Holsteins
FOR MAXIMUM PROFIT

www.holsteinusa.com

99% Registered Holstein Ancestry (RHA-I)

WESTNOOK ESTEE SOLOMON
840003138636714 99%RHA-I

PTPI 44%R
+1925

01/26/2018

327
FEMALE

PTA	-841M	+1F	-14P	47%R12/2021
PTA	-241NM	+12%F	+04%P	
PTA	-.9PL	2.88SCS	-.6DPR	4.0%DCE
PTA	+2.15T#	+1.27UDC#	+0.67FLC#	37%R12/2021
PTA	-54FE	-0.9FI	3.1%SCE	

RIDGEVILLE HOLSTEINS TOO
DBA: RIDGEVILLE HOLSTEINS
20600 KELP AVE
NORWALK, WI 54648-7041
608/343-6872

VAL-BISSON DOORMAN-ET

75K GTPI 99%R
+2164 G

CAN 107281711 99%RHA-I TR TP TY TV TL
CAN 5Y EX 90 08/06/2011

PTA	-446M	+14F	+9P	99%R12/2021
PTA	-17NM	+11%F	+08%P	17%US
PTA	+5PL	2.64SCS	-2.5DPR	2.6%DCE
PTA	+2.44T	+1.58UDC	+0.67FLC	99%R12/2021

MISTY SPRINGS LAVANGUARD SUE

50K GTPI 88%R
+1807 G

CAN 9979603 100%RHA-NA
CAN 4Y VG 89 08/16/2009

PTA	-198M	+14F	-8P	88%R12/2021
PTA	-317NM	+08%F	-.01%P	
PTA	-5.4PL	3.25SCS	-2.2DPR	2.8%DCE
PTA	+1.91T	+0.71UDC	+0.40FLC	87%R12/2021

AGE	X	DAYS	MILK	DCRM	%	FAT	%	PRT	DCRC
CAN	2-01	2	305	24246	4.3	1054	3.0	737	
			365	27487	4.4	1197	3.1	854	
CAN	4-03	2	305	27251	4.5	1230	2.9	795	
			365	30124	4.6	1380	3.0	911	

WALNUTLAWN SOLOMON-ET

49K GTPI 99%R
+1958 G

CAN 11775998 99%RHA-I TR TP TY TV TL TD
08/11/2013

PTA	-477M	-13F	-9P	99%R12/2021
PTA	-263NM	+02%F	+02%P	22%US
PTA	-1.3PL	2.88SCS	-.1DPR	2.7%DCE
PTA	+2.57T	+1.62UDC	+0.29FLC	99%R12/2021
PTA	-68FE	+0.2FI	2.9%SCE	

WESTNOOK ATWOOD ERIN

CTPI 50%R
+1809

USA 73857094 100%RHA-NA
3-11 87 VE++V 06/20/2013

PTA	-1014M	+2F	-23P	50%R12/2021
PTA	-282NM	+15%F	+03%P	
PTA	-.3PL	2.94SCS	-1.9DPR	4.6%DCE
PTA	+1.72T	+0.91UDC	+1.05FLC	47%R12/2021
PTA	-64FE	-2.3FI	3.3%SCE	

AGE	X	DAYS	MILK	DCRM	%	FAT	%	PRT	DCRC
*	2-04	2	300	16000	94	4.5	726	3.1	502 94
*	3-05	2	305	19680	95	4.7	922	3.2	620 95
*	4-07	2	249	16400		4.4	714	3.0	485

MAPLE-DOWNS-I G W ATWOOD-ET

50K GTPI 99%R
+1906 G

CAN 8956379 100%RHA-NA TR TP TY TV TL
4-06 90 EE+V 02/24/2007

PTA	-344M	+11F	-9P	99%R12/2021
PTA	-267NM	+09%F	+01%P	45%US
PTA	-2.6PL	3.12SCS	-4.8DPR	4.4%DCE
PTA	+2.91T	+1.91UDC	+2.09FLC	99%R12/2021

TOMBETH LINJET EXPRESS-ET

CTPI 58%R
+1613

USA 68670308 100%RHA-NA
3-10 87 VVV+V 01/11/2010

PTA	-1421M	-30F	-35P	58%R12/2021
PTA	-408NM	+09%F	+03%P	
PTA	+1.5PL	2.91SCS	+1DPR	4.4%DCE
PTA	+0.73T	+1.18UDC	+1.19FLC	61%R12/2021

AGE	X	DAYS	MILK	DCRM	%	FAT	%	PRT	DCRC
***	2-02	2	305	20910	97	3.7	784	3.1	648 97
			365	24870	97	3.9	974	3.2	786 97
***	3-05	2	305	22520	99	4.2	935	3.3	745 99
			365	26070	99	4.3	1118	3.4	876 99



OFFICIAL HOLSTEIN PEDIGREE



U.S. Registered Holsteins
FOR MAXIMUM PROFIT

Holstein Association USA, Inc.

U.S. Registered Holsteins
FOR MAXIMUM PROFIT

www.holsteinusa.com

99% Registered Holstein Ancestry (RHA-I)

MYSTIC-KREEK OBNOXIOUS-ET
840003143707042 99%RHA-I
2-02 77 FGGGG

CTPI 51%R
+1708

09/04/2018 353 FEMALE

RIDGEVILLE HOLSTEINS TOO
DBA: RIDGEVILLE HOLSTEINS
20600 KELP AVE
NORWALK, WI 54648-7041
608/343-6872

PTA -536M -44F -12P 50%R12/2021
PTA -318NM -.09%F +.02%P
PTA -1.3PL 3.21SCS -.9DPR 3.5%DCE
PTA +1.15T +1.05UDC +.89FLC 56%R12/2021
PTA -82FE -1.3FI 3.2%SCE

AGE X DAYS MILK DCRM % FAT % PRT DCRG
* 1-09 3 305 19360 93 4.0 779 3.2 624 93

VAL-BISSON DOORMAN-ET 75K GTPI 99%R
CAN 107281711 99%RHA-I TR TP TY TV TL
CAN 5Y EX 90 08/06/2011

PTA -446M +14F +9P 99%R12/2021
PTA -17NM +.11%F +.08%P 17%US
PTA +.5PL 2.64SCS -2.5DPR 2.6%DCE
PTA +2.44T +1.58UDC +.67FLC 99%R12/2021

MS DELICIOUS APPLE-RED-ET 19K GTPI 90%R
USA 139236776 100%RHA-NA TC TV TL TD
6-07 94 EEEEE 2E 04/10/2008

PTA -995M -38F -19P 90%R12/2021
PTA -542NM +.00%F +.04%P
PTA -3.2PL 3.38SCS -5.6DPR 4.1%DCE
PTA +2.01T +2.30UDC +2.05FLC 88%R12/2021

AGE X DAYS MILK DCRM % FAT % PRT DCRG
* 2-02 2 365 26460 95 3.9 1036 3.1 821 95
** 4-03 2 305 32840 94 3.7 1229 3.0 998 94
** 5-11 2 365 40660 95 3.9 1570 3.3 1331 95
** 7-02 2 365 46510 95 4.0 1844 3.1 1424 95
LIFE 1732 177970 3.9 6948 3.2 5632

MR D APPLE DIAMONDBACK 49K GTPI 99%R
840003013721049 99%RHA-I RC TP TC TY TV
3-03 93 EEEE 03/24/2014

PTA -400M -25F -1P 99%R12/2021
PTA -274NM -.03%F +.04%P 65%US
PTA +.0PL 3.12SCS -3.0DPR 2.9%DCE
PTA +2.44T +1.95UDC +1.43FLC 99%R12/2021
PTA -72FE -3.4FI 3.6%SCE

MYSTIK-KREEK SSD OHONEY-RED 9K GTPI 86%R
USA 139079292 100%RHA-NA TL TD
7-07 93 EEEEE 2E 11/15/2007

PTA -1000M -75F -33P 87%R12/2021
PTA -570NM -.14%F -.01%P
PTA -2.6PL 3.30SCS +1.2DPR 2.7%DCE
PTA +.90T +.56UDC +.25FLC 87%R12/2021
PTA -170FE +0.8FI 2.7%SCE

AGE X DAYS MILK DCRM % FAT % PRT DCRG
*** 2-07 2 305 23170 99 2.6 603 3.4 781 99
*** 4-06 2 305 23580 100 3.5 822 3.0 699 100

SCIENTIFIC SS DEUCE-ET 50K GTPI 99%R
USA 135781957 100%RHA-NA RC TY TV TL
4-07 90 EEV+ 09/09/2004

PTA -524M -60F -19P 99%R12/2021
PTA -346NM -.14%F -.01%P 84%US
PTA -.9PL 3.21SCS +2.4DPR 2.7%DCE
PTA +.22T -.12UDC +.18FLC 99%R12/2021

SCHROCK-BROS ADVENT OREO-ET IMP GTPI 75%R
USA 135153600 100%RHA-NA RC
4-03 90 VVVVE 03/15/2004

PTA -1243M -48F -39P 76%R12/2021
PTA -454NM +.00%F +.00%P
PTA -1.1PL 3.10SCS -.6DPR 3.5%DCE
PTA +.74T +.28UDC +.97FLC 77%R12/2021

AGE X DAYS MILK DCRM % FAT % PRT DCRG
*** 2-03 2 305 20760 99 3.6 740 3.1 639 99
365 24180 99 3.6 878 3.1 753 99
*** 3-08 2 305 27150 96 4.2 1144 2.9 797 96



OFFICIAL HOLSTEIN PEDIGREE



U.S. Registered Holsteins
FOR MAXIMUM PROFIT

Holstein Association USA, Inc.

U.S. Registered Holsteins
FOR MAXIMUM PROFIT

www.holsteinusa.com

99% Registered Holstein Ancestry (RHA-I)

PIERCE-VALE OVERWING JELLY
840003143707046 99%RHA-I

PTPI 41%R
+1996

09/27/2018

20357
FEMALE

PTA	-223M	+14F	+0P	43%R	12/2021
PTA	-139NM	+0.08%F	+0.02%P		
PTA	-2.3PL	3.17SCS	-.7DPR	3.5%DCE	
PTA	+1.55T#	+0.79UDC#	+1.06FLC#	34%R	12/2021
PTA	+7FE	-0.9FI	2.8%SCE		

AGE	X	DAYS	MILK	DCRM	%	FAT	%	PRT	DCRC
*	2-05	4	305	24340	95	4.3	1057	3.3	801 93

RIDGEVILLE HOLSTEINS TOO
DBA: RIDGEVILLE HOLSTEINS
20600 KELP AVE
NORWALK, WI 54648-7041
608/343-6872

STANTONS HIGH OCTANE-ET

49K GTPI 98%R
+2153 G

CAN 11696704 99%RHA-I TR TP TY TV TL TD
CAN 3Y EX 93 02/20/2013

PTA	+1018M	+11F	+14P	99%R	12/2021
PTA	-128NM	-.10%F	-.06%P	12%US	
PTA	-1.4PL	2.86SCS	-1.8DPR	2.6%DCE	
PTA	+2.43T	+2.18UDC	+0.57FLC	98%R	12/2021

SIEMERS MOGUL APPLE-STAR-ET

9K GTPI 91%R
+2048 G

840003011130010 100%RHA-NA RC TL TD
4-04 91 EEEEE GMD 11/21/2012

PTA	-526M	+32F	-5P	92%R	12/2021
PTA	-82NM	+0.19%F	+0.04%P		
PTA	-1.9PL	3.23SCS	-3.4DPR	2.8%DCE	
PTA	+2.09T	+1.44UDC	+1.87FLC	90%R	12/2021

AGE	X	DAYS	MILK	DCRM	%	FAT	%	PRT	DCRC
***	1-11	3	365	30800	93	4.9	1509	3.3	1007 93
***	3-03	2	305	38170	93	4.7	1784	3.2	1204 93
			316	39040	93	4.7	1825	3.2	1235 93
***	4-03	2	358	40780	93	4.3	1772	3.4	1382 93
LIFE			1058	112270		4.6	5193	3.3	3685

SIEMERS OVERWING-ET

75K GTPI 91%R
+2013 G

840003134506795 99%RHA-I RC TY TV TL TD
04/20/2016

PTA	-420M	+32F	-6P	93%R	12/2021
PTA	-218NM	+0.17%F	+0.03%P	14%US	
PTA	-3.5PL	3.16SCS	-3.5DPR	2.5%DCE	
PTA	+2.50T	+1.88UDC	+1.41FLC	89%R	12/2021
PTA	+4FE	-3.5FI	2.6%SCE		

PIERCE-VALE REDBURST JELLO

CTPI 48%R
+1866

USA 74146374 100%RHA-NA RC
2-10 83 +V+++ 02/07/2015

PTA	-182M	-15F	-6P	48%R	12/2021
PTA	-167NM	-.03%F	+0.00%P		
PTA	-1.2PL	3.18SCS	+2.0DPR	4.2%DCE	
PTA	+0.60T	-.31UDC	+0.71FLC	46%R	12/2021
PTA	-27FE	+1.7FI	2.9%SCE		

AGE	X	DAYS	MILK	DCRM	%	FAT	%	PRT	DCRC
***	2-09	2	266	19930	3.8	748	3.1	611	
*	3-07	2	305	21380	88	3.3	703	2.8	590 88

LOOKOUT P REDBURST-RED-ET

50K GTPI 99%R
+2150 G

CAN 106030980 100%RHA-NA TY TV TL TD
03/27/2010

PTA	-191M	-11F	+2P	99%R	12/2021
PTA	+5NM	-.01%F	+0.03%P	97%US	
PTA	+0.9PL	3.12SCS	+3.7DPR	3.6%DCE	
PTA	+1.35T	+1.26UDC	+0.90FLC	99%R	12/2021

PIERCE-VALE SSTORM JASLENE

PTPI 44%R
+1629

USA 71384457 100%RHA-NA
09/12/2012

PTA	-725M	-16F	-22P	46%R	12/2021
PTA	-374NM	+0.04%F	+0.00%P		
PTA	-3.1PL	3.18SCS	-.2DPR	4.3%DCE	
PTA	+0.17T#	-.43UDC#	+0.55FLC#	39%R	12/2021



OFFICIAL HOLSTEIN PEDIGREE



Holstein Association USA, Inc.

www.holsteinusa.com

99% Registered Holstein Ancestry (RHA-I)

PIERCE-VALE BEEM DISCO RAE
840003143707056 99%RHA-I

PTPI 45%R
+1934

12/12/2018 367 FEMALE

PTA +366M +17F -4P 47%R12/2021
PTA -156NM +.01%F -.05%P
PTA -2.8PL 3.18SCS -4.1DPR 3.3%DCE
PTA +1.92T#+1.72UDC#1.07FLC# 38%R12/2021
PTA +18FE -3.7FI 2.3%SCE

RIDGEVILLE HOLSTEINS TOO
DBA: RIDGEVILLE HOLSTEINS
20600 KELP AVE
NORWALK, WI 54648-7041
608/343-6872

DE-SU BKM MCCUTCHEN 1174-ET 50K GTPI 99%R
USA 699901381 99%RHA-I TR TP TC TY TV TL +2217 G
4-10 93 EEEE GM 8/15 11/25/2010

PTA +248M +26F +11P 99%R12/2021
PTA +37NM +.06%F +.01%P 40%US
PTA -.9PL 2.91SCS -2.4DPR 1.8%DCE
PTA +2.18T +1.39UDC +.98FLC 99%R12/2021

BUTZ-BUTLER GOLD BANNER-ET 50K GTPI 88%R
USA 140145517 100%RHA-NA +1718 G
08/04/2009

PTA -387M -15F -23P 89%R12/2021
PTA -384NM +.00%F -.04%P
PTA -3.6PL 3.04SCS -2.8DPR 2.8%DCE
PTA +1.92T +1.33UDC +1.19FLC 87%R12/2021

POL BUTTE MC BEEMER-ET HD GTPI 99%R
CAN 7525863 99%RHA-I TP TC TY TV TL TD +1736 G
4-02 92 EEEE 04/11/2013

PTA -10M -4F -5P 99%R12/2021
PTA -433NM -.01%F -.02%P 45%US
PTA -4.8PL 3.25SCS -5.1DPR 2.9%DCE
PTA +2.33T +1.51UDC +.90FLC 99%R12/2021
PTA -43FE -4.6FI 2.3%SCE

MOUNTFIELD SSI DCY MOGUL-ET 50K GTPI 99%R
840003006972816 100%RHA-NA TR TP TC TY +2312 G
7-00 93 EEVE GM 8/15 06/22/2010

PTA +511M +44F +15P 99%R12/2021
PTA +355NM +.09%F +.00%P 54%US
PTA +.2PL 3.13SCS -3.1DPR 1.6%DCE
PTA +1.32T +2.13UDC +1.09FLC 99%R12/2021

PIERCE-VALE MOGUL DORA RAE CTPI 54%R
USA 74146427 100%RHA-NA +2180
3-11 90 VE+VE 08/17/2016

PTA +327M +39F +2P 54%R12/2021
PTA +176NM +.09%F -.03%P
PTA -.3PL 3.06SCS -2.9DPR 3.0%DCE
PTA +1.51T +1.93UDC +1.23FLC 54%R12/2021
PTA +86FE -2.8FI 2.3%SCE

PIERCE-VALE ATW DANYELL RAE CTPI 56%R
USA 74146358 100%RHA-NA +1922
3-10 84 +V+V 09/26/2014

	AGE	X	DAYS	MILK	DCRM	%	FAT	%	PRT	DCRC
**	2-03	3	305	29990	89	4.0	1208	3.0	885	89
				323	31310	89	4.0	1268	3.0	931
**	3-04	3	305	32370	91	4.3	1395	3.0	967	91
				363	36650	91	4.4	1611	3.1	1125
*	4-06	4	305	33020	95	4.1	1344	3.0	998	93
	LIFE		991	100980		4.2	4223	3.0	3054	

PTA -357M +13F -16P 54%R12/2021
PTA -105NM +.10%F -.02%P
PTA -1.2PL 3.03SCS -3.5DPR 3.9%DCE
PTA +1.80T +1.79UDC +1.46FLC 61%R12/2021

	AGE	X	DAYS	MILK	DCRM	%	FAT	%	PRT	DCRC
***	1-10	3	305	19530	97	4.4	869	3.2	629	97
				365	23730	97	4.4	1036	3.2	771
**	3-02	3	305	29850	90	4.3	1274	3.1	918	90
				365	33570	90	4.3	1456	3.1	1057



OFFICIAL HOLSTEIN PEDIGREE



U.S. Registered Holsteins
FOR MAXIMUM PROFIT

Holstein Association USA, Inc.

U.S. Registered Holsteins
FOR MAXIMUM PROFIT

www.holsteinusa.com

99% Registered Holstein Ancestry (RHA-I)

PIERCE-VALE UND RELIEF-TW
840003143707062 99%RHA-I

PTPI 43%R
+1939

01/16/2019

373
FEMALE

PTA	-190M	+13F	-9P	45%R12/2021
PTA	-127NM	+.07%F	-.01%P	
PTA	-.9PL	2.97SCS	-3.2DPR	2.8%DCE
PTA	+1.87T#	+.87UDC#	+.66FLC#	38%R12/2021
PTA	-13FE	-2.7FI	2.6%SCE	

RIDGEVILLE HOLSTEINS TOO
DBA: RIDGEVILLE HOLSTEINS
20600 KELP AVE
NORWALK, WI 54648-7041
608/343-6872

WALNUTLAWN SOLOMON-ET

49K GTPI 99%R
+1958 G

CAN 11775998 99%RHA-I TR TP TY TV TL TD
08/11/2013

PTA	-477M	-13F	-9P	99%R12/2021
PTA	-263NM	+.02%F	+.02%P	22%US
PTA	-1.3PL	2.88SCS	-.1DPR	2.7%DCE
PTA	+2.57T	+1.62UDC	+.29FLC	99%R12/2021

OUR-FAVORITE UNLIMITED

50K GTPI 91%R
+2046 G

USA 141851721 100%RHA-NA
9-03 94 EEVEE 3E 04/27/2012

PTA	-631M	+25F	-10P	92%R12/2021
PTA	-84NM	+.18%F	+.03%P	
PTA	+.2PL	2.86SCS	-3.8DPR	4.1%DCE
PTA	+2.51T	+1.14UDC	+1.53FLC	92%R12/2021

	AGE	X	DAYS	MILK	DCRM	%	FAT	%	PRT	DCRC
***	2-08	3	303	27460	97	4.5	1247	3.2	888	97X
***	3-08	3	365	31990	95	4.5	1439	3.5	1125	95
***	5-03	2	365	33640	95	4.3	1437	3.5	1182	95
***	8-01	2	365	34020	95	4.5	1539	3.5	1190	95
LIFE			1864	155810		4.6	7160	3.5	5520	

OUR-FAVORITE UNDENIED-ET

75K GTPI 98%R
+2059 G

840003125220760 99%RHA-I TR TP TC TY TV
3-00 87 EEV 03/16/2016

PTA	+50M	+23F	-4P	99%R12/2021
PTA	-96NM	+.07%F	-.02%P	52%US
PTA	-.5PL	3.00SCS	-2.8DPR	2.4%DCE
PTA	+3.01T	+.88UDC	+.69FLC	98%R12/2021
PTA	-3FE	-1.9FI	2.9%SCE	

PIERCE-VALE MOGUL REFLEX

CTPI 52%R
+1811

USA 74146397 100%RHA-NA
4-00 85 V+G+V 09/18/2015

PTA	-351M	-10F	-11P	52%R12/2021
PTA	-185NM	+.01%F	+.00%P	
PTA	-1.2PL	2.98SCS	-2.7DPR	2.8%DCE
PTA	+.73T	+.86UDC	+.62FLC	53%R12/2021
PTA	-37FE	-2.7FI	2.3%SCE	

	AGE	X	DAYS	MILK	DCRM	%	FAT	%	PRT	DCRC
***	2-04	2	248	15450	3.8	580	3.0	466		
***	3-03	2	305	19420	95	3.6	705	3.0	587	95
			308	19580	95	3.6	712	3.0	594	95

MOUNTFIELD SSI DCY MOGUL-ET

50K GTPI 99%R
+2312 G

840003006972816 100%RHA-NA TR TP TC TY
7-00 93 EEVE GM 8/15 06/22/2010

PTA	+511M	+44F	+15P	99%R12/2021
PTA	+355NM	+.09%F	+.00%P	54%US
PTA	+.2PL	3.13SCS	-3.1DPR	1.6%DCE
PTA	+1.32T	+2.13UDC	+1.09FLC	99%R12/2021

PIERCE-VALE GOLDSTAR RELAY

CTPI 52%R
+1491

USA 71384483 100%RHA-NA
2-09 80 V+V+G 06/18/2013

PTA	-825M	-41F	-21P	52%R12/2021
PTA	-529NM	-.03%F	+.02%P	
PTA	-2.6PL	2.93SCS	-2.6DPR	3.4%DCE
PTA	+.29T	-.75UDC	+.56FLC	57%R12/2021

	AGE	X	DAYS	MILK	DCRM	%	FAT	%	PRT	DCRC
***	2-03	2	305	17160	100	4.2	715	3.1	540	99
			358	20010	100	4.2	837	3.2	633	99



OFFICIAL HOLSTEIN PEDIGREE



U.S. Registered Holsteins
FOR MAXIMUM PROFIT

Holstein Association USA, Inc.

U.S. Registered Holsteins
FOR MAXIMUM PROFIT

www.holsteinusa.com

99% Registered Holstein Ancestry (RHA-I)

PIERCE-VALE UNDENIED APPLE
840003143707071 99%RHA-I

PTPI 44%R
+1980

03/25/2019 382
FEMALE

PTA	-432M	+14F	-8P	46%R12/2021
PTA	-115NM	+11%F	+0.02%P	
PTA	-.5PL	2.95SCS	-2.6DPR	3.0%DCE
PTA	+2.34T#	+1.73UDC#	+1.08FLC#	38%R12/2021
PTA	-12FE	-2.5FI	2.8%SCE	

LEE PIERCE
8037 ELDER RD
TOMAH, WI 54660-8040
608/378-4968

WALNUTLAWN SOLOMON-ET

49K GTPI 99%R
+1958 G

CAN 11775998 99%RHA-I TR TP TY TV TL TD
08/11/2013

PTA	-477M	-13F	-9P	99%R12/2021
PTA	-263NM	+0.02%F	+0.02%P	22%US
PTA	-1.3PL	2.88SCS	-.1DPR	2.7%DCE
PTA	+2.57T	+1.62UDC	+0.29FLC	99%R12/2021

OUR-FAVORITE UNLIMITED

50K GTPI 91%R
+2046 G

USA 141851721 100%RHA-NA
9-03 94 EEVVEE 3E 04/27/2012

PTA	-631M	+25F	-10P	92%R12/2021
PTA	-84NM	+1.18%F	+0.03%P	
PTA	+2.2PL	2.86SCS	-3.8DPR	4.1%DCE
PTA	+2.51T	+1.14UDC	+1.53FLC	92%R12/2021

AGE	X	DAYS	MILK	DCRM	%	FAT	%	PRT	DCRC
***	2-08	3	303	27460	97	4.5	1247	3.2	888 97X
***	3-08	3	365	31990	95	4.5	1439	3.5	1125 95
***	5-03	2	365	33640	95	4.3	1437	3.5	1182 95
***	8-01	2	365	34020	95	4.5	1539	3.5	1190 95
LIFE			1864	155810		4.6	7160	3.5	5520

OUR-FAVORITE UNDENIED-ET

75K GTPI 98%R
+2059 G

840003125220760 99%RHA-I TR TP TC TY TV
3-00 87 EEV 03/16/2016

PTA	+50M	+23F	-4P	99%R12/2021
PTA	-96NM	+0.07%F	-.02%P	52%US
PTA	-.5PL	3.00SCS	-2.8DPR	2.4%DCE
PTA	+3.01T	+1.88UDC	+1.69FLC	98%R12/2021
PTA	-3FE	-1.9FI	2.9%SCE	

MS PIERCE-VALE WIN ADORE-ET

CTPI 53%R
+1884

USA 74146359 100%RHA-NA
6-01 90 EEEV 2E 10/04/2014

PTA	-804M	+0F	-10P	52%R12/2021
PTA	-155NM	+1.11%F	+0.05%P	
PTA	-.6PL	3.02SCS	-2.3DPR	3.3%DCE
PTA	+1.67T	+1.58UDC	+1.46FLC	55%R12/2021
PTA	-23FE	-2.9FI	2.7%SCE	

AGE	X	DAYS	MILK	DCRM	%	FAT	%	PRT	DCRC
***	1-11	2	305	16260	97	4.4	712	3.6	586 97
			365	19130	97	4.5	855	3.6	697 97
***	3-04	2	305	23140	95	4.2	972	3.3	769 95
			324	24090	95	4.3	1026	3.4	808 95
***	4-05	2	305	22880	95	4.3	984	3.2	737 95
			328	24020	95	4.3	1044	3.3	782 95
*	5-07	3	305	23750	92	4.6	1081	3.4	797 92

GILLETTE WINDBROOK-ETS

50K GTPI 99%R
+1983 G

CAN 7816429 100%RHA-NA CD TY TV TL TD
CAN EX 97 01/08/2006

PTA	-48M	+17F	+6P	99%R12/2021
PTA	-4NM	+0.07%F	+0.03%P	9%US
PTA	-.7PL	3.16SCS	-4.1DPR	2.4%DCE
PTA	+1.59T	+1.75UDC	+1.56FLC	99%R12/2021

BKB GOLDWYN ANNIE-ET

50K GTPI 86%R
+1630 G

USA 139825969 100%RHA-NA
5-05 87 VEEV 01/23/2009

PTA	-1195M	-23F	-33P	86%R12/2021
PTA	-294NM	+0.09%F	+0.02%P	
PTA	-.3PL	2.87SCS	-.5DPR	3.5%DCE
PTA	+1.19T	+0.01UDC	+0.44FLC	87%R12/2021

AGE	X	DAYS	MILK	DCRM	%	FAT	%	PRT	DCRC
***	2-02	2	305	17210	100	4.1	700	3.2	557 100
			365	20190	100	4.2	838	3.3	669 100
***	3-05	2	305	19660	100	4.0	782	3.3	644 100
			365	22990	100	4.1	938	3.3	766 100
***	4-07	2	305	19840	100	4.2	839	3.4	668 100
			365	22260	100	4.3	956	3.4	753 100



OFFICIAL HOLSTEIN PEDIGREE



U.S. Registered Holsteins
FOR MAXIMUM PROFIT

Holstein Association USA, Inc.

U.S. Registered Holsteins
FOR MAXIMUM PROFIT

www.holsteinusa.com

100% Registered Holstein Ancestry (RHA-NA)

PIERCE-VALE DELTA RADIO
840003143707073 100%RHA-NA

P8 PTPI 44%R
+2345

04/27/2019 384 FEMALE

PTA	+606M	+39F	+18P	47%R 12/2021
PTA	+382NM	+0.05%F	+0.00%P	
PTA	+2.8PL	2.99SCS	-0.9DPR	3.3%DCE
PTA	+1.42T#	+0.95UDC#	+0.80FLC#	38%R 12/2021
PTA	+107FE	-0.6FI	2.4%SCE	

RIDGEVILLE HOLSTEINS TOO
DBA: RIDGEVILLE HOLSTEINS
20600 KELP AVE
NORWALK, WI 54648-7041
608/343-6872

MOUNTFIELD SSI DCY MOGUL-ET 50K GTPI 99%R
840003006972816 100%RHA-NA TR TP TC TY +2312 G
7-00 93 EEVE GM 8/15 06/22/2010

PTA	+511M	+44F	+15P	99%R 12/2021
PTA	+355NM	+0.09%F	+0.00%P	54%US
PTA	+0.2PL	3.13SCS	-3.1DPR	1.6%DCE
PTA	+1.32T	+2.13UDC	+1.09FLC	99%R 12/2021

MISS OCD ROBST DELICIOUS-ET 50K GTPI 97%R
840003006989479 100%RHA-NA +2656 G
3-05 87 +EV+V GMD DOM 01/28/2011

PTA	+1911M	+47F	+64P	97%R 12/2021
PTA	+820NM	-0.09%F	+0.02%P	
PTA	+5.1PL	2.94SCS	-1.0DPR	2.3%DCE
PTA	+0.49T	+1.30UDC	-0.73FLC	96%R 12/2021

AGE	X	DAYS	MILK	DCRM	%	FAT	%	PRT	DCRC
*	2-05	2	305	25780	89	3.5	908	3.1	793 89
			365	33780	89	3.3	1121	3.1	1047 89

MR MOGUL DELTA 1427-ET 75K GTPI 99%R
USA 72128216 100%RHA-NA TR TC TY TV TL +2655 G
GM 8/20 01/31/2013

PTA	+939M	+58F	+33P	99%R 12/2021
PTA	+783NM	+0.08%F	+0.01%P	93%US
PTA	+5.4PL	3.00SCS	-1.1DPR	2.1%DCE
PTA	+1.18T	+1.80UDC	+0.53FLC	99%R 12/2021
PTA	+197FE	+0.3FI	1.9%SCE	

PIERCE-VALE ATWOOD RETRO CTPI 52%R
USA 74146416 100%RHA-NA +1926
3-04 85 VVV+V 05/17/2016

PTA	-219M	+14F	-8P	53%R 12/2021
PTA	-140NM	+0.08%F	+0.00%P	
PTA	-0.7PL	3.06SCS	-1.9DPR	4.2%DCE
PTA	+1.66T	+0.09UDC	+1.06FLC	54%R 12/2021
PTA	-12FE	-1.7FI	2.8%SCE	

AGE	X	DAYS	MILK	DCRM	%	FAT	%	PRT	DCRC
***	2-00	2	272	18070	94	4.0	724	3.1	565 94
***	2-11	3	305	22740	94	4.0	913	3.1	696 94
			313	23200	94	4.0	931	3.1	712 94
*	4-02	3	305	25010	93	4.2	1041	3.1	783 93

MAPLE-DOWNS-I G W ATWOOD-ET 50K GTPI 99%R
CAN 8956379 100%RHA-NA TR TP TY TV TL +1906 G
4-06 90 EE+V 02/24/2007

PTA	-344M	+11F	-9P	99%R 12/2021
PTA	-267NM	+0.09%F	+0.01%P	45%US
PTA	-2.6PL	3.12SCS	-4.8DPR	4.4%DCE
PTA	+2.91T	+1.91UDC	+2.09FLC	99%R 12/2021

PIERCE-VALE FEVER REVLON CTPI 55%R
USA 71384465 100%RHA-NA +1927
5-01 87 VEV+V 11/15/2012

PTA	-362M	+11F	-11P	54%R 12/2021
PTA	-60NM	+0.09%F	+0.00%P	
PTA	+0.7PL	2.97SCS	+0.7DPR	3.6%DCE
PTA	+0.44T	-1.17UDC	+0.13FLC	61%R 12/2021

AGE	X	DAYS	MILK	DCRM	%	FAT	%	PRT	DCRC
***	2-06	2	293	19540	100	4.1	801	3.1	606 100
***	3-06	2	305	22290	99	4.4	977	3.2	715 99
			317	22710	99	4.4	990	3.2	730 99
***	4-07	2	209	21380		4.2	901	2.9	626



OFFICIAL HOLSTEIN PEDIGREE



U.S. Registered Holsteins
FOR MAXIMUM PROFIT

Holstein Association USA, Inc.

U.S. Registered Holsteins
FOR MAXIMUM PROFIT

www.holsteinusa.com

100% Registered Holstein Ancestry (RHA-NA)

PIERCE-VALE DELTA HALLIE
840003143707074 100%RHA-NA

P8 PTPI 42%R
+2387

05/05/2019

385
FEMALE

PTA	+159M	+41F	+12P	45%R12/2021
PTA	+453NM	+0.12%F	+0.03%P	
PTA	+2.8PL	2.90SCS	+0.5DPR	2.9%DCE
PTA	+0.84T#	+1.44UDC#	+0.32FLC#	34%R12/2021
PTA	+112FE	+0.4FI	2.1%SCE	

RIDGEVILLE HOLSTEINS TOO
DBA: RIDGEVILLE HOLSTEINS
20600 KELP AVE
NORWALK, WI 54648-7041
608/343-6872

MOUNTFIELD SSI DCY MOGUL-ET 50K GTPI 99%R
840003006972816 100%RHA-NA TR TP TC TY +2312 G
7-00 93 EEVE GM 8/15 06/22/2010

PTA	+511M	+44F	+15P	99%R12/2021
PTA	+355NM	+0.09%F	+0.00%P	54%US
PTA	+0.2PL	3.13SCS	-3.1DPR	1.6%DCE
PTA	+1.32T	+2.13UDC	+1.09FLC	99%R12/2021

MISS OCD ROBST DELICIOUS-ET 50K GTPI 97%R
840003006989479 100%RHA-NA +2656 G
3-05 87 +EV+V GMD DOM 01/28/2011

PTA	+1911M	+47F	+64P	97%R12/2021
PTA	+820NM	-0.09%F	+0.02%P	
PTA	+5.1PL	2.94SCS	-1.0DPR	2.3%DCE
PTA	+0.49T	+1.30UDC	-0.73FLC	96%R12/2021

AGE	X	DAYS	MILK	DCRM	%	FAT	%	PRT	DCRC
*	2-05	2	305	25780	89	3.5	908	3.1	793 89
			365	33780	89	3.3	1121	3.1	1047 89

MR MOGUL DELTA 1427-ET 75K GTPI 99%R
USA 72128216 100%RHA-NA TR TC TY TV TL +2655 G
GM 8/20 01/31/2013

PTA	+939M	+58F	+33P	99%R12/2021
PTA	+783NM	+0.08%F	+0.01%P	93%US
PTA	+5.4PL	3.00SCS	-0.1DPR	2.1%DCE
PTA	+1.18T	+1.80UDC	+0.53FLC	99%R12/2021
PTA	+197FE	+0.3FI	1.9%SCE	

DELO-MAR CANYON 1066 PTPI 47%R
840003138818358 100%RHA-NA +2079
08/12/2016

PTA	-387M	+13F	-4P	50%R12/2021
PTA	+89NM	+0.10%F	+0.03%P	
PTA	+0.4PL	2.79SCS	+0.0DPR	3.3%DCE
PTA	+0.49T#	+1.08UDC#	+0.11FLC#	38%R12/2021
PTA	+20FE	-0.2FI	2.2%SCE	

AGE	X	DAYS	MILK	DCRM	%	FAT	%	PRT	DCRC
***	1-10	2	238	12560	4.3	541	3.1	393	

DEEP-RUN-CRK DFR CANYON-ET 75K GTPI 98%R
USA 73855681 100%RHA-NA CV TC TY TL TD +2181 G
09/06/2014

PTA	-337M	-3F	+4P	99%R12/2021
PTA	+95NM	+0.04%F	+0.05%P	64%US
PTA	+0.9PL	2.76SCS	+1.9DPR	2.5%DCE
PTA	+0.83T	+1.73UDC	+0.53FLC	95%R12/2021

DREAM-PRAIRIE HILL HANNA-ET CTPI 55%R
USA 70720793 100%RHA-NA +2049
5-00 85 VV+GV 10/12/2011

PTA	+13M	+31F	+2P	55%R12/2021
PTA	+144NM	+0.11%F	+0.01%P	
PTA	-0.3PL	2.89SCS	-2.0DPR	3.2%DCE
PTA	+0.15T	+0.42UDC	-0.31FLC	56%R12/2021

AGE	X	DAYS	MILK	DCRM	%	FAT	%	PRT	DCRC
***	2-00	3	305	28370	94	4.2	1184	3.3	923 94
***	3-10	2	303	20960	95	4.5	945	3.6	749 95
***	4-10	2	264	27750		4.2	1164	3.3	904
LIFE			1170	104020		4.3	4441	3.4	3541



OFFICIAL HOLSTEIN PEDIGREE



U.S. Registered Holsteins
FOR MAXIMUM PROFIT

Holstein Association USA, Inc.

U.S. Registered Holsteins
FOR MAXIMUM PROFIT

www.holsteinusa.com

99% Registered Holstein Ancestry (RHA-I)

PIERCE-VALE UNDENIE PLUM-ET
840003143707078 99%RHA-I

PTPI 46%R
+1980

06/14/2019

389
FEMALE

PTA	+80M	+13F	-10P	46%R12/2021
PTA	-134NM	+.04%F	-.04%P	
PTA	-.6PL	2.98SCS	-2.1DPR	3.2%DCE
PTA	+2.38T#	+1.21UDC#	+.42FLC#	45%R12/2021
PTA	-16FE	-2.0FI	3.0%SCE	

RIDGEVILLE HOLSTEINS TOO
DBA: RIDGEVILLE HOLSTEINS
20600 KELP AVE
NORWALK, WI 54648-7041
608/343-6872

WALNUTLAWN SOLOMON-ET

CAN 11775998 99%RHA-I TR TP TY TV TL TD
08/11/2013

PTA	-477M	-13F	-9P	99%R12/2021
PTA	-263NM	+.02%F	+.02%P	22%US
PTA	-1.3PL	2.88SCS	-.1DPR	2.7%DCE
PTA	+2.57T	+1.62UDC	+.29FLC	99%R12/2021

49K GTPI 99%R
+1958 G

OUR-FAVORITE UNLIMITED

USA 141851721 100%RHA-NA
9-03 94 EEVVE 3E 04/27/2012

PTA	-631M	+25F	-10P	92%R12/2021
PTA	-84NM	+.18%F	+.03%P	
PTA	+.2PL	2.86SCS	-3.8DPR	4.1%DCE
PTA	+2.51T	+1.14UDC	+1.53FLC	92%R12/2021

50K GTPI 91%R
+2046 G

AGE	X	DAYS	MILK	DCRM	%	FAT	%	PRT	DCRC
***	2-08	3	303	27460	97	4.5	1247	3.2	888 97X
***	3-08	3	365	31990	95	4.5	1439	3.5	1125 95
***	5-03	2	365	33640	95	4.3	1437	3.5	1182 95
***	8-01	2	365	34020	95	4.5	1539	3.5	1190 95
LIFE			1864	155810		4.6	7160	3.5	5520

OUR-FAVORITE UNDENIED-ET

840003125220760 99%RHA-I TR TP TC TY TV
3-00 87 EEV 03/16/2016

75K GTPI 98%R
+2059 G

PTA	+50M	+23F	-4P	99%R12/2021
PTA	-96NM	+.07%F	-.02%P	52%US
PTA	-.5PL	3.00SCS	-2.8DPR	2.4%DCE
PTA	+3.01T	+.88UDC	+.69FLC	98%R12/2021
PTA	-3FE	-1.9FI	2.9%SCE	

STONE-FRONT KNGBOY PRISM-ET

USA 73693255 99%RHA-I TP TL TD
3-04 90 EEEVE 03/19/2015

19K GTPI 82%R
+1936 G

PTA	+389M	+4F	-10P	83%R12/2021
PTA	-139NM	-.04%F	-.08%P	
PTA	-.7PL	2.96SCS	-1.4DPR	3.5%DCE
PTA	+1.75T	+1.54UDC	+.15FLC	80%R12/2021
PTA	-18FE	-2.0FI	3.1%SCE	

AGE	X	DAYS	MILK	DCRM	%	FAT	%	PRT	DCRC
***	1-10	3	305	23310	94	3.5	820	2.7	640 94
			365	27270	94	3.6	983	2.8	769 94
***	3-00	2	305	24990	95	3.8	957	2.8	699 95
			344	27370	95	3.8	1050	2.8	774 95

MORNINGVIEW MCC KINGBOY-ET

USA 72044077 99%RHA-I TR TP TC TY TV TL
4-08 92 EEVE 10/19/2012

49K GTPI 99%R
+2337 G

PTA	+864M	+23F	+23P	99%R12/2021
PTA	+131NM	-.04%F	-.01%P	52%US
PTA	-.8PL	2.80SCS	+.6DPR	2.0%DCE
PTA	+1.95T	+1.59UDC	+.29FLC	99%R12/2021

STONE-FRONT JASPER PISA-ET

USA 66000603 100%RHA-NA
6-07 90 EEEVV GMD 10/24/2008

IMP GTPI 71%R
+1612 G

PTA	-890M	-2F	-32P	74%R12/2021
PTA	-271NM	+.12%F	-.02%P	
PTA	-.9PL	3.31SCS	-2.9DPR	4.1%DCE
PTA	+1.17T	+.42UDC	+.12FLC	70%R12/2021

AGE	X	DAYS	MILK	DCRM	%	FAT	%	PRT	DCRC
***	2-06	2	305	21930	95	4.0	879	3.1	685 95
			322	23050	95	4.1	935	3.1	724 95
***	3-07	2	305	25640	95	4.3	1098	3.0	773 95
			365	29100	95	4.4	1269	3.1	893 95
***	4-11	3	305	27820	94	4.5	1242	3.2	884 94
			365	32120	94	4.5	1431	3.2	1020 94
**	6-02	3	305	29980	90	4.4	1322	3.1	916 90
			314	30600	90	4.4	1349	3.1	939 90
***	7-02	3	305	22230	100	5.5	1213	3.7	818 90
			365	25480	100	5.4	1388	3.7	933 90
***	8-05	3	244	19580		3.6	705	3.0	580
LIFE			2066	165150		4.4	7346	3.2	5266



OFFICIAL HOLSTEIN PEDIGREE



U.S. Registered Holsteins
FOR MAXIMUM PROFIT

Holstein Association USA, Inc.

U.S. Registered Holsteins
FOR MAXIMUM PROFIT

www.holsteinusa.com

99% Registered Holstein Ancestry (RHA-I)

PIERCE-VALE HANCOCK TIPPY
840003214266137 99%RHA-I

P5 PTPI 34%R
+2167

12/01/2019 406
FEMALE

PTA -111M# +11F# -1P# 34%R12/2021
PTA +.9PL# 3.04SCS# -1.3DPR# 3.3%DCE#
PTA +2.29T#+2.52UDC#+1.24FLC# 34%R12/2021
PTA +18FE# -1.4FI# 2.8%SCE#

PIERCE-VALE FARMS LLC
LARRY PIERCE
8037 ELDER RD
TOMAH, WI 54660-8040
608/378-4968

WOODCREST KING DOC

840003132417775 99%RHA-I TR TP TC TY TV
3-04 90 EEVE GM 12/21 11/01/2015

PTA +1574M +69F +54P 99%R12/2021
PTA +554NM +.03%F +.02%P 49%US
PTA +2.2PL 3.14SCS -1.5DPR 2.4%DCE
PTA +3.54T +2.36UDC +2.10FLC 99%R12/2021

SIEMERS MONTEREY HANAN-ET

840003131528231 99%RHA-I TR TL TD
2-02 85 +VVVV 09/26/2015

PTA +454M +43F +21P 88%R12/2021
PTA +323NM +.09%F +.02%P
PTA +.5PL 3.01SCS -3.5DPR 2.1%DCE
PTA +3.27T +2.87UDC +1.28FLC 86%R12/2021

AGE X DAYS MILK DCRM % FAT % PRT DCR
*** 2-00 3 156 12470 4.1 517 3.2 393

SIEMERS DOC HANCOCK

840003144882821 99%RHA-I TR TP TC TY TV
09/27/2017

PTA +1239M +58F +44P 87%R12/2021
PTA +518NM +.04%F +.02%P 48%US
PTA +1.8PL 2.99SCS -2.0DPR 2.4%DCE
PTA +3.75T +3.14UDC +1.62FLC 81%R12/2021
PTA +167FE -1.5FI 2.2%SCE

PIERCE-VALE AWESOME TRICK

840003143707005 100%RHA-NA RC
2-09 79 GG+++ 10/07/2017

PTA -1461M -36F -45P 48%R12/2021
PTA -402NM +.08%F +.00%P
PTA +.0PL 3.09SCS -.5DPR 4.1%DCE
PTA +.82T +1.90UDC +.86FLC 53%R12/2021
PTA -130FE -1.2FI 3.4%SCE

AGE X DAYS MILK DCRM % FAT % PRT DCR
*** 2-01 2 261 16080 4.0 644 2.8 456

LUCK-E AWESOME-RED

USA 72186769 100%RHA-NA CV TC TY TL TD
11/30/2013

PTA -1697M -59F -55P 99%R12/2021
PTA -747NM +.02%F -.01%P 63%US
PTA -1.2PL 3.17SCS -2.2DPR 3.8%DCE
PTA +2.03T +2.78UDC +.75FLC 99%R12/2021

PIERCE-VALE REDBURST TRIXIE

USA 74146360 100%RHA-NA RC
6-01 90 VEEVE 2E 10/11/2014

PTA -1305M -18F -29P 54%R12/2021
PTA -161NM +.12%F +.04%P
PTA +1.4PL 3.10SCS +1.3DPR 4.0%DCE
PTA +.98T +1.08UDC +.53FLC 56%R12/2021

AGE X DAYS MILK DCRM % FAT % PRT DCR
*** 1-10 2 305 14200 98 5.0 708 3.6 512 98
341 15660 98 5.1 791 3.6 571 98
*** 2-11 2 305 18330 94 5.0 910 3.4 616 94
341 19950 94 5.0 1003 3.4 681 94
*** 4-01 2 305 20110 95 4.6 935 3.1 619 95
312 20400 95 4.7 952 3.1 629 95
*** 5-01 3 305 20950 93 4.5 953 3.1 652 93
365 25060 93 4.8 1194 3.3 824 93



OFFICIAL HOLSTEIN PEDIGREE



U.S. Registered Holsteins
FOR MAXIMUM PROFIT

Holstein Association USA, Inc.

U.S. Registered Holsteins
FOR MAXIMUM PROFIT

www.holsteinusa.com

99% Registered Holstein Ancestry (RHA-I)

PIERCE-VALE TIKI-RED-TW
840003214266144 99%RHA-I

PTPI 34%R
+1987

01/06/2020

413
FEMALE

PTA -81M# -21F# -2P# 35%R12/2021
PTA -1.0PL# 2.86SCS# -.9DPR# 3.0%DCE#
PTA +2.32T#+1.89UDC# +.62FLC# 35%R12/2021
PTA -63FE# -0.7FI# 2.6%SCE#

PIERCE-VALE FARMS LLC
LARRY PIERCE
8037 ELDER RD
TOMAH, WI 54660-8040
608/378-4968

MAVERICK CRUSH

75K GTPI 99%R
+2039 G

CAN 12042760 99%RHA-I TC TY TV TL TD
06/13/2014

PTA -893M -51F -15P 99%R12/2021
PTA -193NM -.06%F +.05%P 63%US
PTA +3.0PL 2.34SCS +2.0DPR 2.6%DCE
PTA +2.44T +1.53UDC +1.31FLC 99%R12/2021

OH-RIVER-SYC MOGAL BRYLAN

12K GTPI 84%R
+2189 G

USA 74327163 100%RHA-NA TR TL TD
4-02 87 VVVVV 01/10/2015

PTA +844M +11F +13P 85%R12/2021
PTA +55NM -.07%F -.05%P
PTA -.5PL 3.11SCS -4.3DPR 2.5%DCE
PTA +2.94T +2.97UDC +1.43FLC 85%R12/2021

AGE	X	DAYS	MILK	DCRM	%	FAT	%	PRT	DCRC
**	2-07	3	300	29990	87	3.4	1029	2.8	841 87
**	3-07	3	280	27250	88	3.1	845	2.9	792 88

COL DG CRUSHTIME-ET

75K GTPI 89%R
+1982 G

DEU 539782028 99%RHA-I TC TY TV TL TD
01/10/2017

PTA -230M -34F +3P 92%R12/2021
PTA -274NM -.09%F +.04%P 0%US
PTA -1.4PL 2.87SCS -2.1DPR 2.8%DCE
PTA +3.21T +2.57UDC +.94FLC 88%R12/2021
PTA -75FE -1.5FI 2.4%SCE

PIERCE-VALE KING TIGER-RED

CTPI 47%R
+1994

840003143707014 99%RHA-I
2-10 86 EV++V 01/18/2018

PTA +69M -8F -7P 46%R12/2021
PTA -135NM -.04%F -.03%P
PTA -.5PL 2.84SCS +.4DPR 3.1%DCE
PTA +1.43T +1.21UDC +.29FLC 53%R12/2021
PTA -51FE +0.1FI 2.7%SCE

AGE	X	DAYS	MILK	DCRM	%	FAT	%	PRT	DCRC
***	1-11	3	305	17700	93	3.7	654	2.8	500 93
			326	18840	93	3.7	705	2.9	537 93

MORNINGVIEW MCC KINGBOY-ET

49K GTPI 99%R
+2337 G

USA 72044077 99%RHA-I TR TP TC TY TV TL
4-08 92 EEVE 10/19/2012

PTA +864M +23F +23P 99%R12/2021
PTA +131NM -.04%F -.01%P 52%US
PTA -.8PL 2.80SCS +.6DPR 2.0%DCE
PTA +1.95T +1.59UDC +.29FLC 99%R12/2021

PIERCE-VALE TAPANGA-RED-ET

CTPI 51%R
+1698

USA 74146368 100%RHA-NA
4-09 86 VVG+V 12/21/2014

PTA -488M -31F -27P 52%R12/2021
PTA -250NM -.04%F -.04%P
PTA +.9PL 2.95SCS +.0DPR 3.7%DCE
PTA +.41T +.11UDC +.23FLC 55%R12/2021

AGE	X	DAYS	MILK	DCRM	%	FAT	%	PRT	DCRC
***	2-00	2	305	19970	95	3.4	677	3.0	602 95
***	3-00	2	297	21030	94	3.8	789	3.1	643 94
***	4-00	2	305	25260	94	3.7	930	3.0	757 94
			365	28510	94	3.7	1064	3.1	874 94



OFFICIAL HOLSTEIN PEDIGREE



U.S. Registered Holsteins
FOR MAXIMUM PROFIT

Holstein Association USA, Inc.

U.S. Registered Holsteins
FOR MAXIMUM PROFIT

www.holsteinusa.com

100% Registered Holstein Ancestry (RHA-NA)

JUST-A-HILL SLV ANNA-RED-ET
840003144826136 100%RHA-NA

PTPI 45%R
+1966

01/06/2018 FEMALE

PTA +432M# -2F# +7P# 46%R12/2021
PTA +1.2PL# 3.02SCS# -.6DPR# 3.4%DCE#
PTA +.48T# -.33UDC# +.25FLC# 45%R12/2021
PTA -2FE# -0.5FI# 3.0%SCE#

RIDGEVILLE HOLSTEINS TOO
DBA: RIDGEVILLE HOLSTEINS
20600 KELP AVE
NORWALK, WI 54648-7041
608/343-6872

COGENT SUPERSHOT

75K GTPI 99%R
+2431 G

NLD 755898903 100%RHA-NA TY TV TL TD
GM 8/18 03/14/2013

PTA +1584M +22F +48P 99%R12/2021
PTA +448NM -.13%F +.00%P 19%US
PTA +4.7PL 2.78SCS +.5DPR 1.9%DCE
PTA +.23T +.32UDC -.13FLC 99%R12/2021

SNOWBIZ SYMPATICO SOFIA-RED-ET

49K GTPI 87%R
+2415 G

CAN 108502624 100%RHA-NA TY
2-08 85 VV++V 07/11/2013

PTA +773M +30F +23P 88%R12/2021
PTA +403NM +.00%F +.00%P
PTA +3.3PL 2.83SCS -1.1DPR 2.3%DCE
PTA +1.39T +1.34UDC +1.42FLC 85%R12/2021

AGE X DAYS MILK DCRM % FAT % PRT DCRG
* 2-04 2 305 25750 93 4.0 1028 3.0 764 93

MR SALVATORE RC-ET

P9 75K GTPI 98%R
+2591 G

840003129037884 100%RHA-NA RC TP TC TY
05/04/2015

PTA +1529M +38F +30P 99%R12/2021
PTA +553NM -.07%F -.06%P 51%US
PTA +5.6PL 2.65SCS -.1DPR 2.1%DCE
PTA +1.72T +1.24UDC +1.41FLC 98%R12/2021
PTA +97FE +0.1FI 1.5%SCE

PREMIER-S TUBA LEE-RED-ET

19K GTPI 83%R
+1346 G

USA 63373244 100%RHA-NA TL TD
07/12/2009

PTA -666M -41F -17P 85%R12/2021
PTA -542NM -.06%F +.01%P
PTA -3.2PL 3.38SCS -1.1DPR 4.7%DCE
PTA -.76T -1.89UDC -.92FLC 81%R12/2021
PTA -101FE -1.0FI 4.5%SCE

SCIENTIFIC DEBONAIR-RED-ETS

50K GTPI 99%R
+1244 G

USA 137892772 100%RHA-NA TY TV TL TD
4-11 91 EE+V 09/17/2006

PTA -413M -47F -13P 99%R12/2021
PTA -844NM -.11%F +.00%P 65%US
PTA -6.6PL 3.69SCS -3.9DPR 6.6%DCE
PTA +.89T -.14UDC -.98FLC 99%R12/2021

RIDLE-SIDE TINA LEE-RED-ET

CTPI 82%R
+1517

USA 133774274 100%RHA-NA
6-10 91 EEEVE 2E 12/01/2002

PTA -1157M -36F -26P 84%R12/2021
PTA -380NM +.03%F +.04%P
PTA -.6PL 3.26SCS +2.1DPR 3.8%DCE
PTA -.37T -1.72UDC -1.03FLC 85%R12/2021

AGE X DAYS MILK DCRM % FAT % PRT DCRG
** 2-03 2 305 25780 100 3.9 1000 3.1 812 97
365 29650 100 3.9 1160 3.2 952 97
*** 4-01 2 305 37100 100 3.9 1455 3.0 1103 100
365 42790 100 3.9 1690 3.1 1313 100
*** 6-04 2 305 27290 100 4.2 1148 2.8 768 100
365 31440 100 4.2 1315 2.9 903 100
LIFE 1662 142460 4.0 5739 3.2 4579



OFFICIAL HOLSTEIN PEDIGREE



U.S. Registered Holsteins
FOR MAXIMUM PROFIT

Holstein Association USA, Inc.

U.S. Registered Holsteins
FOR MAXIMUM PROFIT

www.holsteinusa.com

99% Registered Holstein Ancestry (RHA-I)

RABUR MOGUL PADDY

840003125428699 99%RHA-I
5-00 88 EEVVV

CTPI 57%R
+2216

07/31/2015

1058
FEMALE

PTA	+510M	+33F	+13P	56%R12/2021
PTA	+183NM	+0.05%F	-.01%P	
PTA	-.1PL	2.99SCS	-2.6DPR	3.0%DCE
PTA	+1.38T	+1.58UDC	+0.93FLC	62%R12/2021
PTA	+77FE	-2.5FI	2.2%SCE	

	AGE	X	DAYS	MILK	DCRM	%	FAT	%	PRT	DCRC
***	4-03	2	273	23350	93	3.9	921	3.0	708	93
*	5-04	2	305	32150	95	4.1	1334	3.2	1022	95

RIDGEVILLE HOLSTEINS TOO
DBA: RIDGEVILLE HOLSTEINS
20600 KELP AVE
NORWALK, WI 54648-7041
608/343-6872

COYNE-FARMS DORCY-ET

USA 139005002 100%RHA-NA BY TC TV TL TD
4-09 87 VVV+ 09/17/2007

50K GTPI 99%R
+2233 G

PTA	+859M	-1F	+19P	99%R12/2021
PTA	+225NM	-.12%F	-.03%P	24%US
PTA	+2.0PL	2.86SCS	-1.9DPR	3.4%DCE
PTA	+.98T	+1.94UDC	+0.65FLC	99%R12/2021

MOUNTFIELD MARSH MAXINE-ET

USA 62784081 100%RHA-NA
2-07 88 VV+VE DOM 04/23/2006

50K GTPI 93%R
+2052 G

PTA	-363M	+46F	+7P	93%R12/2021
PTA	+95NM	+.22%F	+.07%P	
PTA	-1.3PL	3.04SCS	-3.7DPR	2.4%DCE
PTA	+.43T	+1.17UDC	+0.60FLC	92%R12/2021

	AGE	X	DAYS	MILK	DCRM	%	FAT	%	PRT	DCRC
***	2-03	2	159	14320		4.3	611	3.2	454	

MOUNTFIELD SSI DCY MOGUL-ET

840003006972816 100%RHA-NA TR TP TC TY
7-00 93 EEVE GM 8/15 06/22/2010

50K GTPI 99%R
+2312 G

PTA	+511M	+44F	+15P	99%R12/2021
PTA	+355NM	+.09%F	+0.00%P	54%US
PTA	+.2PL	3.13SCS	-3.1DPR	1.6%DCE
PTA	+1.32T	+2.13UDC	+1.09FLC	99%R12/2021
PTA	+134FE	-2.7FI	1.9%SCE	

RABUR SHOTTLE PADDINGTON-ET

USA 63544876 99%RHA-I
7-02 92 EEEEE 2E GMD DOM 04/20/2007

IMP GTPI 85%R
+1952 G

PTA	+324M	+11F	+0P	86%R12/2021
PTA	-61NM	-.01%F	-.04%P	
PTA	-.5PL	2.85SCS	-2.9DPR	3.2%DCE
PTA	+1.02T	+0.46UDC	+0.30FLC	87%R12/2021
PTA	+4FE	-2.8FI	2.5%SCE	

	AGE	X	DAYS	MILK	DCRM	%	FAT	%	PRT	DCRC	
***	2-03	2	305	28240	95	3.8	1070	2.8	801	95	
				365	33460	95	3.8	1279	2.9	960	95
***	4-05	2	305	31990	94	4.1	1296	2.9	938	94	
				365	36970	94	4.0	1493	3.0	1096	94
***	6-00	2	305	29070	95	4.1	1196	3.1	899	95	
				365	34030	95	4.1	1408	3.1	1064	95
***	8-03	2	186	16040		3.7	601	2.7	437		
LIFE	1808		156540		4.1	6346	3.0	4774			

PICSTON SHOTTLE-ET

GBR 598172 100%RHA-NA TY TV TL
GM 12/11 07/23/1999

HD GTPI 99%R
+1881 G

PTA	+74M	+5F	-5P	99%R12/2021
PTA	-106NM	+.01%F	-.03%P	13%US
PTA	+.2PL	2.86SCS	-.9DPR	3.4%DCE
PTA	+.31T	-.43UDC	-.30FLC	99%R12/2021

RABUR LAUDAN PADARUS-ET

USA 62190253 99%RHA-I
4-04 88 VE+VV 04/06/2005

IMP GTPI 76%R
+1705 G

PTA	+209M	+2F	+0P	76%R12/2021
PTA	-217NM	-.02%F	-.02%P	
PTA	-2.5PL	3.12SCS	-2.8DPR	3.6%DCE
PTA	-.82T	-1.17UDC	+0.30FLC	79%R12/2021

	AGE	X	DAYS	MILK	DCRM	%	FAT	%	PRT	DCRC	
***	2-01	2	305	25910	95	3.7	965	2.9	750	95	
				365	30940	95	3.7	1149	2.9	906	95
***	3-04	3	305	34200	99	3.3	1123	2.8	964	90	

ADDITIONAL PRODUCTION RECORDS NOT ELIGIBLE FOR OFFICIAL HOLSTEIN PEDIGREE
(MATERNAL LINE ONLY):

ANIMAL:

RABUR MOGUL PADDY

840 3125428699 99%RHA-I

	AGE	X	DAYS	MILK	DCRM	%F	FAT	%P	PRTDCRC
NON	3-03	2	297	24370	4.0	977	3.0	735	

RECORDS APPEARING ON THIS REPORT WERE INELIGIBLE FOR INCLUSION ON THE OFFICIAL HOLSTEIN PEDIGREE. THE LACTATION RECORDS EITHER DID NOT MEET MINIMUM DATA COLLECTION RATING (DCR) REQUIREMENTS, OR, THE COW WAS NOT ENROLLED IN A BREED ASSOCIATION PRODUCTION RECORDS PROGRAM WHEN THE LISTED RECORDS WERE MADE. FOR MORE INFORMATION, CALL THE HOLSTEIN ASSOCIATION AT 1-800-952-5200.

HOLSTEIN ASSOCIATION USA, INC.
1 HOLSTEIN PLACE
BRATTLEBORO, VT 05302-0808

Protein reported is true protein.

006003514

3214393

3/25/2022

01 HOLSTEIN ASSOCIATION USA, INC. BRATTLEBORO, VERMONT 05302-0808 TELEPHONE 802-254-4551 TOLL-FREE WITHIN USA AND CANADA 800-952-5200

2112178

01 HOLSTEIN ASSOCIATION USA, INC. BRATTLEBORO, VERMONT 05302-0808 TELEPHONE 802-254-4551 TOLL-FREE WITHIN USA AND CANADA 800-952-5200

2112178



OFFICIAL HOLSTEIN PEDIGREE



U.S. Registered Holsteins
FOR MAXIMUM PROFIT

Holstein Association USA, Inc.

U.S. Registered Holsteins
FOR MAXIMUM PROFIT

www.holsteinusa.com

100% Registered Holstein Ancestry (RHA-NA)

RABUR SILVER PALMARIAN

840003125428732 100%RHA-NA
4-02 82 ++F++

PTA -181M +44F +15P 50%R12/2021
PTA +219NM +.18%F +.07%P
PTA +.3PL 2.89SCS -.8DPR 3.0%DCE
PTA +1.08T# +.89UDC# +.80FLC# 45%R12/2021
PTA +74FE -0.9FI 2.4%SCE

AGE X DAYS MILK DCRM % FAT % PRT DCRC
* 4-06 3 292 27230 95 5.0 1363 3.5 944 95

SEAGULL-BAY SILVER-ET

USA 72156794 100%RHA-NA TC TY TV TL TD
GM 8/18 04/10/2013

PTA +662M +73F +32P 99%R12/2021
PTA +459NM +.17%F +.04%P 19%US
PTA +.5PL 3.00SCS -2.7DPR 2.0%DCE
PTA +1.57T +1.75UDC +1.22FLC 99%R12/2021
PTA +167FE -2.8FI 2.5%SCE

RABUR SHOTTLE PALMARY-ET

USA 65519196 100%RHA-NA
6-09 92 EEEEE 2E 01/14/2010

PTA +15M +2F +7P 81%R12/2021
PTA -46NM +.01%F +.02%P
PTA +.1PL 2.98SCS +1.1DPR 2.2%DCE
PTA +.59T +.02UDC +.38FLC 82%R12/2021
PTA -23FE +1.1FI 2.2%SCE

AGE X DAYS MILK DCRM % FAT % PRT DCRC
*** 5-04 2 305 28320 95 3.5 998 3.0 840 95
313 28720 95 3.5 1017 3.0 855 95
*** 6-03 2 301 28310 94 3.4 970 2.8 805 94
*** 7-03 2 305 27400 95 3.5 969 2.9 786 95
324 28700 95 3.6 1019 2.9 829 95

PTPI 49%R
+2291

05/04/2016

1091
FEMALE

RIDGEVILLE HOLSTEINS TOO
DBA: RIDGEVILLE HOLSTEINS
20600 KELP AVE
NORWALK, WI 54648-7041
608/343-6872

MOUNTFIELD SSI DCY MOGUL-ET

840003006972816 100%RHA-NA TR TP TC TY
7-00 93 EEVE GM 8/15 06/22/2010

PTA +511M +44F +15P 99%R12/2021
PTA +355NM +.09%F +.00%P 54%US
PTA +.2PL 3.13SCS -3.1DPR 1.6%DCE
PTA +1.32T +2.13UDC +1.09FLC 99%R12/2021

SEAGULL-BAY SNOW DARLING-ET

USA 70640273 100%RHA-NA
4-08 88 EEVEV DOM 07/22/2011

PTA +1348M +15F +34P 91%R12/2021
PTA +110NM -.12%F -.03%P
PTA -.1PL 2.94SCS -3.2DPR 3.1%DCE
PTA +.65T +.20UDC +.22FLC 90%R12/2021

AGE X DAYS MILK DCRM % FAT % PRT DCRC
* 2-06 2 305 30600 94 3.4 1045 2.9 902 94
365 35620 94 3.5 1257 3.0 1077 94

PICSTON SHOTTLE-ET

GBR 598172 100%RHA-NA TY TV TL
GM 12/11 07/23/1999

PTA +74M +5F -5P 99%R12/2021
PTA -106NM +.01%F -.03%P 13%US
PTA +.2PL 2.86SCS -.9DPR 3.4%DCE
PTA +.31T -.43UDC -.30FLC 99%R12/2021

RABUR MAC PALOMA-ET

USA 63544900 100%RHA-NA
2-06 78 FGFG+ 11/07/2007

PTA -535M -25F -17P 60%R12/2021
PTA -190NM -.02%F +.00%P
PTA +.0PL 2.93SCS +.8DPR 3.1%DCE
PTA -.37T -.21UDC +.18FLC 63%R12/2021

AGE X DAYS MILK DCRM % FAT % PRT DCRC
*** 2-04 2 305 22680 95 3.7 850 3.0 682 95
326 23960 95 3.8 908 3.0 726 95
*** 3-03 2 192 16500 3.5 583 3.0 488

ADDITIONAL PRODUCTION RECORDS NOT ELIGIBLE FOR OFFICIAL HOLSTEIN PEDIGREE
(MATERNAL LINE ONLY):

ANIMAL:

RABUR SILVER PALMARIAN

840 3125428732 100%RHA-NA

	AGE	X	DAYS	MILK	DCRM	%F	FAT	%P	PRTDCRC
NON	2-00	2	305	14850		4.7	691	3.4	508
NON	3-01	3	305	23600		4.6	1086	3.5	828

RECORDS APPEARING ON THIS REPORT WERE INELIGIBLE FOR INCLUSION ON THE OFFICIAL HOLSTEIN PEDIGREE. THE LACTATION RECORDS EITHER DID NOT MEET MINIMUM DATA COLLECTION RATING (DCR) REQUIREMENTS, OR, THE COW WAS NOT ENROLLED IN A BREED ASSOCIATION PRODUCTION RECORDS PROGRAM WHEN THE LISTED RECORDS WERE MADE. FOR MORE INFORMATION, CALL THE HOLSTEIN ASSOCIATION AT 1-800-952-5200.

HOLSTEIN ASSOCIATION USA, INC.
1 HOLSTEIN PLACE
BRATTLEBORO, VT 05302-0808

Protein reported is true protein.

006003514

3214394

3/25/2022

©1 HOLSTEIN ASSOCIATION USA, INC. BRATTLEBORO, VERMONT 05302-0808 TELEPHONE 802-254-4551 TOLL-FREE WITHIN USA AND CANADA 800-952-5200

2112178

©1 HOLSTEIN ASSOCIATION USA, INC. BRATTLEBORO, VERMONT 05302-0808 TELEPHONE 802-254-4551 TOLL-FREE WITHIN USA AND CANADA 800-952-5200

2112178



OFFICIAL HOLSTEIN PEDIGREE



U.S. Registered Holsteins
FOR MAXIMUM PROFIT

Holstein Association USA, Inc.

U.S. Registered Holsteins
FOR MAXIMUM PROFIT

www.holsteinusa.com

99% Registered Holstein Ancestry (RHA-I)

LAR-LAN KINGBOY CRUSH
840003133504453 99%RHA-I
3-10 86 VVV+V

PTPI 41%R
+1885

1189
09/11/2016 FEMALE

RIDGEVILLE HOLSTEINS TOO & BRYAN STREMC
21617 JITNEY AVE
NORWALK, WI 54648-7063
608/343-6872

PTA -214M# -24F# -9P# 38%R12/2021
PTA -.8PL# 2.97SCS# +.2DPR# 2.9%DCE#
PTA +2.07T +1.17UDC +.30FLC 54%R12/2021
PTA -76FE# -0.3FI# 3.0%SCE#

DE-SU BKM MCCUTCHEN 1174-ET 50K GTPI 99%R
USA 69990138 99%RHA-I TR TP TC TY TV TL +2217 G
4-10 93 EEEE GM 8/15 11/25/2010

PTA +248M +26F +11P 99%R12/2021
PTA +37NM +.06%F +.01%P 40%US
PTA -.9PL 2.91SCS -2.4DPR 1.8%DCE
PTA +2.18T +1.39UDC +.98FLC 99%R12/2021

MORNINGVIEW SUPER MEGAN-ET 50K GTPI 90%R
USA 68654508 100%RHA-NA TY +2031 G
4-11 91 EEVVE DOM 09/03/2010

PTA +523M -18F +4P 90%R12/2021
PTA -62NM -.13%F -.04%P
PTA +1.1PL 2.66SCS +1.7DPR 3.0%DCE
PTA +.88T +.67UDC -.15FLC 89%R12/2021

AGE	X	DAYS	MILK	DCRM	%	FAT	%	PRT	DCRC	
***	2-08	2	365	33980	95	3.9	1318	3.0	1027 95	
***	4-02	2	305	33490	95	3.7	1236	2.9	955 95	
				365	37720	95	3.7	1405	2.9	1094 95
*	5-05	2	365	32840	93	3.4	1108	2.7	880 93	
LIFE			1239	113410		3.7	4194	2.9	3299	

MORNINGVIEW MCC KINGBOY-ET 49K GTPI 99%R
USA 72044077 99%RHA-I TR TP TC TY TV TL +2337 G
4-08 92 EEVE 10/19/2012

PTA +864M +23F +23P 99%R12/2021
PTA +131NM -.04%F -.01%P 52%US
PTA -.8PL 2.80SCS +.6DPR 2.0%DCE
PTA +1.95T +1.59UDC +.29FLC 99%R12/2021
PTA +50FE +0.8FI 2.6%SCE

ERBACRES DAMION 50K GTPI 99%R
USA 130263722 100%RHA-NA TR TY TV TL TD +1370 G
11-01 96 EEEE 07/23/2000

PTA -1219M -92F -27P 99%R12/2021
PTA -736NM -.17%F +.04%P 41%US
PTA -2.4PL 3.20SCS -.9DPR 2.5%DCE
PTA +1.47T +.42UDC +1.76FLC 99%R12/2021

KISHHOLM DAMION CANDY-ET CTPI 54%R
USA 72337956 100%RHA-NA +1378
5-03 86 VEV+V 03/15/2014

PTA -1291M -71F -40P 52%R12/2021
PTA -655NM -.08%F +.00%P
PTA -.8PL 3.13SCS -.3DPR 3.8%DCE
PTA +1.44T -.06UDC +.57FLC 64%R12/2021
PTA -202FE -1.4FI 3.4%SCE

DEBELLO-HILLS CHAREZ-ET CTPI 61%R
USA 137979756 100%RHA-NA +1335
6-02 91 EEE+E 2E 09/10/2005

PTA -1861M -47F -60P 60%R12/2021
PTA -713NM +.09%F -.01%P
PTA -1.4PL 3.13SCS +.2DPR 5.3%DCE
PTA +.89T +.13UDC -.55FLC 70%R12/2021

AGE	X	DAYS	MILK	DCRM	%	FAT	%	PRT	DCRC	
***	2-05	2	305	19450	93	3.4	653	3.0	583 93	
***	3-08	2	305	22060	94	3.3	718	3.2	699 94	
				336	23090	94	3.3	767	3.2	742 94
***	4-08	2	305	23720	93	3.2	769	3.0	719 93	
				353	24440	93	3.3	800	3.1	749 93
***	5-10	2	305	24220	94	3.4	825	3.0	727 94	
				316	24570	94	3.4	840	3.0	740 94
***	6-10	2	305	21980	95	3.3	733	2.9	644 95	
				361	23910	95	3.4	810	3.0	710 95
LIFE			1752	120000		3.4	4028	3.1	3684	

AGE	X	DAYS	MILK	DCRM	%	FAT	%	PRT	DCRC	
*	1-11	2	300	15420	94	4.0	618	3.0	461 94	
***	2-11	2	305	17230	95	4.2	723	2.9	507 95	
				330	18270	95	4.2	768	3.0	542 95
***	3-11	2	305	20840	95	4.0	835	2.8	574 95	
				364	24790	95	4.0	982	2.7	671 95
***	4-11	2	305	20890	95	3.9	812	3.0	619 95	
				342	23480	95	3.9	926	2.9	689 95
***	5-11	2	305	20720	95	4.2	870	3.0	627 95	
				365	23010	95	4.2	958	3.1	704 95
*	7-03	2	305	22320	91	3.5	781	3.0	675 91	
LIFE			2147	130950		3.9	5147	2.9	3863	



OFFICIAL HOLSTEIN PEDIGREE



U.S. Registered Holsteins
FOR MAXIMUM PROFIT

Holstein Association USA, Inc.

U.S. Registered Holsteins
FOR MAXIMUM PROFIT

www.holsteinusa.com

100% Registered Holstein Ancestry (RHA-NA)

1435

RIDGEVILLE BAYONET LEMUR-ET 12K GTPI 81%R
+2233 G
840003130430356 100%RHA-NA TR TL TD

PTA +721M +17F +28P 83%R12/2021
PTA +179NM -.04%F +.02%P
PTA +.8PL 3.25SCS -.3DPR 2.5%DCE
PTA +.97T +1.00UDC +.53FLC 80%R12/2021
PTA +61FE -0.3FI 2.4%SCE

AGE	X	DAYS	MILK	DCRM	%	FAT	%	PRT	DCRC
**	3-02	3	305	31730	90	3.6	1135	3.2	1025 90
			319	32740	90	3.6	1179	3.2	1060 90
*	4-02	3	305	34720	92	3.9	1344	3.2	1095 92

PLAIN-KNOLL DONA BAYONET-ET 49K GTPI 99%R
+2371 G
USA 72190767 100%RHA-NA TR TP TC TY TV
4-03 88 EVVV 03/22/2013

PTA +1111M +35F +36P 99%R12/2021
PTA +349NM -.03%F +.01%P 67%US
PTA +2.9PL 3.12SCS -.3DPR 3.2%DCE
PTA +1.30T +.88UDC +.07FLC 99%R12/2021
PTA +102FE -0.2FI 2.5%SCE

RIDGEVILLE MOGUL LOLA 13K GTPI 83%R
+2130 G
USA 72325991 100%RHA-NA TL TD
3-04 85 ++V+V 11/26/2012

PTA +67M +4F +13P 84%R12/2021
PTA +72NM +.01%F +.04%P
PTA -.3PL 3.11SCS -1.1DPR 2.4%DCE
PTA +1.27T +1.44UDC +1.01FLC 85%R12/2021
PTA +35FE -1.1FI 2.6%SCE

AGE	X	DAYS	MILK	DCRM	%	FAT	%	PRT	DCRC
***	2-01	2	305	25580	95	3.9	993	3.1	805 95
			365	30700	95	3.9	1186	3.2	992 95

RIDGEVILLE HOLSTEINS TOO 03/22/2016 FEMALE
DBA: RIDGEVILLE HOLSTEINS
20600 KELP AVE
NORWALK, WI 54648-7041
608/343-6872

MR OCD ROBUST DONATELLO-ET 50K GTPI 99%R
+2431 G
840003006989495 100%RHA-NA TR TP TC TY
GM 12/16 02/03/2011

PTA +590M +48F +28P 99%R12/2021
PTA +534NM +.09%F +.03%P 68%US
PTA +2.5PL 3.01SCS +.4DPR 1.6%DCE
PTA +.06T +.41UDC -.07FLC 99%R12/2021

S-S-I SHAMROCK MING 7380-ET 50K GTPI 89%R
+2225 G
840003008328778 100%RHA-NA TY TV TL TD
5-06 86 VVV+V DOM 05/20/2011

PTA +755M +17F +23P 89%R12/2021
PTA +267NM -.04%F +.00%P
PTA +2.0PL 3.23SCS +2.6DPR 3.2%DCE
PTA -.23T -.32UDC +.07FLC 88%R12/2021

AGE	X	DAYS	MILK	DCRM	%	FAT	%	PRT	DCRC
***	1-09	3	305	22210	102	3.7	813	3.2	712 90
***	2-11	3	305	29820	100	3.7	1101	3.5	1035 90
***	4-02	3	335	34720	100	3.6	1239	3.2	1123 89
***	5-03	3	364	33340	101	3.3	1105	3.3	1104 91
			LIFE	1605 140600		3.6	5042	3.3	4681

MOUNTFIELD SSI DCY MOGUL-ET 50K GTPI 99%R
+2312 G
840003006972816 100%RHA-NA TR TP TC TY
7-00 93 EEVE GM 8/15 06/22/2010

PTA +511M +44F +15P 99%R12/2021
PTA +355NM +.09%F +.00%P 54%US
PTA +.2PL 3.13SCS -3.1DPR 1.6%DCE
PTA +1.32T +2.13UDC +1.09FLC 99%R12/2021

RIDGEVILLE SHOTTLE LORNA-ET 9K GTPI 82%R
+1844 G
USA 69261526 100%RHA-NA
2-05 82 +++G+ 11/15/2010

PTA -712M -15F -4P 82%R12/2021
PTA -198NM +.05%F +.07%P
PTA -1.1PL 3.07SCS +.3DPR 3.0%DCE
PTA +.26T -.09UDC +.85FLC 84%R12/2021

AGE	X	DAYS	MILK	DCRM	%	FAT	%	PRT	DCRC
***	2-00	2	305	23120	95	3.8	886	3.5	799 95
			316	23850	95	3.8	913	3.5	826 95



OFFICIAL HOLSTEIN PEDIGREE



U.S. Registered Holsteins
FOR MAXIMUM PROFIT

Holstein Association USA, Inc.

U.S. Registered Holsteins
FOR MAXIMUM PROFIT

www.holsteinusa.com

99% Registered Holstein Ancestry (RHA-I)

MAR-LINDA-K ANSWERED PRAYER
840003203250988 99%RHA-I

PTPI 45%R
+2005

12/08/2019

1456
FEMALE

PTA -158M# +15F# -8P# 46%R12/2021
PTA -1.0PL# 3.09SCS# -2.3DPR# 2.8%DCE#
PTA +1.71T#+1.42UDC#+1.15FLC# 46%R12/2021
PTA -5FE# -2.1FI# 2.7%SCE#

MAR-LINDA-K HOLSTEINS LLC
%MARK WRIGHT
W3811 COUNTY ROAD B
JOHNSON CREEK, WI 53038-9784
920/699-2400

STANTONS HIGH OCTANE-ET

49K GTPI 98%R
+2153 G

CAN 11696704 99%RHA-I TR TP TY TV TL TD
CAN 3Y EX 93 02/20/2013

PTA +1018M +11F +14P 99%R12/2021
PTA -128NM -.10%F -.06%P 12%US
PTA -1.4PL 2.86SCS -1.8DPR 2.6%DCE
PTA +2.43T +2.18UDC +.57FLC 98%R12/2021

SIEMERS MOGUL APPLE-STAR-ET

9K GTPI 91%R
+2048 G

840003011130010 100%RHA-NA RC TL TD
4-04 91 EEEEE GMD 11/21/2012

PTA -526M +32F -5P 92%R12/2021
PTA -82NM +.19%F +.04%P 30%US
PTA -1.9PL 3.23SCS -3.4DPR 2.8%DCE
PTA +2.09T +1.44UDC +1.87FLC 90%R12/2021

AGE	X	DAYS	MILK	DCRM	%	FAT	%	PRT	DCRC	
1-11	3	365	30800	93	4.9	1509	3.3	1007	93	
3-03	2	305	38170	93	4.7	1784	3.2	1204	93	
			316	39040	93	4.7	1825	3.2	1235	93
4-03	2	358	40780	93	4.3	1772	3.4	1382	93	
LIFE		1058	112270		4.6	5193	3.3	3685		

SIEMERS OCT APPLE-CRISP-ET

75K GTPI 97%R
+2014 G

840003134506808 99%RHA-I RC TP TC TY TV
04/23/2016

PTA +147M +9F -5P 98%R12/2021
PTA -147NM +.01%F -.03%P 30%US
PTA -1.6PL 3.11SCS -1.8DPR 2.4%DCE
PTA +2.02T +1.50UDC +1.34FLC 97%R12/2021
PTA -16FE -1.7FI 2.6%SCE

DYMENTHOLM S SYMPATICO-ET

50K GTPI 99%R
+2323 G

CAN 11004723 100%RHA-NA RC TP TY TV TL
CAN 5Y EX 90 06/27/2011

PTA +1119M +37F +21P 99%R12/2021
PTA +393NM -.02%F -.05%P 44%US
PTA +1.9PL 2.88SCS -1.7DPR 2.6%DCE
PTA +.77T +1.07UDC +.58FLC 99%R12/2021

BBM SYMPATICO CA ANGEL-ET

12K GTPI 84%R
+1991 G

840003126822670 100%RHA-NA RC
5-02 89 EEEVV 12/02/2014

PTA -462M +21F -11P 84%R12/2021
PTA -52NM +.14%F +.01%P 30%US
PTA -.4PL 3.07SCS -2.8DPR 3.1%DCE
PTA +1.39T +1.33UDC +.95FLC 85%R12/2021
PTA +6FE -2.6FI 2.7%SCE

MS CANDY APPLE-RED-ET

IMP GTPI 90%R
+1656 G

USA 139005833 100%RHA-NA CV TL TD
6-03 94 EEEEE 2E 10/03/2007

PTA -1316M -11F -15P 90%R12/2021
PTA -410NM +.15%F +.10%P 30%US
PTA -2.8PL 3.20SCS -5.9DPR 4.2%DCE
PTA +1.86T +1.74UDC +1.04FLC 89%R12/2021

AGE	X	DAYS	MILK	DCRM	%	FAT	%	PRT	DCRC	
* 2-06	2	305	20860	95	4.3	892	3.4	716	95	
			365	24170	95	4.4	1060	3.5	858	95
*** 4-08	2	305	23560	95	4.4	1042	3.5	818	95	
			329	24550	95	4.5	1102	3.5	861	95
*** 5-07	2	305	24930	94	4.3	1070	3.6	891	94	
			365	28130	94	4.4	1238	3.7	1030	94



OFFICIAL HOLSTEIN PEDIGREE



U.S. Registered Holsteins
FOR MAXIMUM PROFIT

Holstein Association USA, Inc.

U.S. Registered Holsteins
FOR MAXIMUM PROFIT

www.holsteinusa.com

100% Registered Holstein Ancestry (RHA-NA)

RIDGEVILLE HY-CLASS KHLOE
840003137388989 100%RHA-NA
4-02 83 V+G++

CTPI 52%R
+1509

09/03/2016

1467
FEMALE

RIDGEVILLE HOLSTEINS TOO
DBA: RIDGEVILLE HOLSTEINS
20600 KELP AVE
NORWALK, WI 54648-7041
608/343-6872

PTA -1101M -46F -40P 51%R12/2021
PTA -449NM -.01%F -.02%P
PTA -.9PL 3.05SCS -1.5DPR 3.1%DCE
PTA +.17T +.22UDC +1.06FLC 55%R12/2021
PTA -137FE -1.7FI 3.4%SCE

**	AGE	X	DAYS	MILK	DCRM	%	FAT	%	PRT	DCRC
	2-09	3	305	26000	90	3.7	952	3.0	787	90
			337	27540	90	3.7	1012	3.0	839	90
*	4-00	3	305	24910	93	3.9	973	3.0	753	93

APPLES ABSOLUTE-RED-ET 50K GTPI 99%R
+1526 G
USA 139358472 100%RHA-NA CV TC TY TL TD
5-08 94 EEVE 09/04/2007

PTA -1888M -13F -24P 99%R12/2021
PTA -676NM +.23%F +.13%P 52%US
PTA -5.5PL 3.52SCS -5.1DPR 5.0%DCE
PTA +2.22T +2.43UDC +1.63FLC 99%R12/2021

RF GOLDWYN HAILEY CTPI 67%R
+1636
CAN 7757321 100%RHA-NA
5-08 94 EEEEE 04/17/2006

PTA -1056M -30F -36P 70%R12/2021
PTA -449NM +.04%F -.01%P
PTA -1.8PL 2.97SCS +.9DPR 3.5%DCE
PTA +.65T +.33UDC +.62FLC 63%R12/2021

***	AGE	X	DAYS	MILK	DCRM	%	FAT	%	PRT	DCRC
	2-07	2	305	21540	94	4.3	916	3.4	724	94
			365	24920	94	4.3	1072	3.4	844	94
**	6-01	2	305	30520	91	4.1	1261	3.2	987	91
			365	34490	91	4.2	1450	3.3	1130	91
	LIFE		1206	106490		4.3	4555	3.3	3509	

GEN-COM HY-CLASS 75K GTPI 96%R
+1484 G
CAN 106566047 100%RHA-NA RC TC TY TV TL
05/24/2014

PTA -2215M -54F -49P 97%R12/2021
PTA -709NM +.12%F +.08%P 81%US
PTA -2.6PL 3.21SCS +.1DPR 2.6%DCE
PTA +1.29T +1.43UDC +1.43FLC 95%R12/2021
PTA -210FE -0.9FI 3.6%SCE

VELVET-VIEW-KJ SOCRATES-ET 50K GTPI 99%R
+1864 G
USA 133126053 100%RHA-NA TR TV TL TD
5-07 94 EEEE GM 8/09 07/16/2002

PTA +226M +14F -12P 99%R12/2021
PTA +192NM +.02%F -.07%P 77%US
PTA +1.5PL 2.76SCS -2.6DPR 1.9%DCE
PTA -1.02T -1.61UDC -.67FLC 99%R12/2021

RIDGEVILLE SOCRATS KLONDIKE 13K GTPI 84%R
+1767 G
USA 66298232 100%RHA-NA TL TD
5-01 88 VEVVV 10/12/2008

PTA +423M -18F -15P 85%R12/2021
PTA -74NM -.12%F -.10%P
PTA +.8PL 2.91SCS -3.2DPR 3.0%DCE
PTA +.23T -.44UDC +.88FLC 86%R12/2021
PTA -25FE -2.6FI 3.2%SCE

RIDGEVILLE STRMATC KIMMY-ET CTPI 60%R
+1434
USA 62958932 100%RHA-NA
5-01 88 VE+++ 06/17/2006

***	AGE	X	DAYS	MILK	DCRM	%	FAT	%	PRT	DCRC
	2-03	2	305	23990	95	3.5	846	2.7	651	95
			346	26630	95	3.6	952	2.8	746	95
***	3-04	2	305	30370	95	3.1	935	2.8	851	95
			365	34310	95	3.2	1083	2.9	989	95
***	4-08	2	305	28600	95	3.2	917	2.9	825	95
			364	31010	95	3.2	990	2.9	909	95
***	5-11	2	304	29610	95	3.4	1012	2.7	812	95
***	6-11	2	300	25470	95	3.3	835	2.7	699	95
***	7-10	3	96	7520		2.2	163	2.7	203	
	LIFE		1858	159400		3.3	5219	2.8	4530	

PTA -469M -54F -39P 60%R12/2021
PTA -522NM -.13%F -.09%P
PTA -1.4PL 3.14SCS -.7DPR 4.2%DCE
PTA +.16T -.60UDC +1.25FLC 66%R12/2021

***	AGE	X	DAYS	MILK	DCRM	%	FAT	%	PRT	DCRC
	2-03	2	289	18870	94	3.0	562	2.8	536	94
***	3-03	2	293	23350	95	3.1	723	2.7	642	95
***	4-03	2	305	26990	95	3.3	896	2.8	746	95
			365	31170	95	3.3	1016	2.8	867	95
***	5-09	2	305	25550	95	3.2	828	2.9	732	95
			365	30080	95	3.3	980	2.9	868	95
	LIFE		1611	123360		3.2	3929	2.9	3516	

ADDITIONAL PRODUCTION RECORDS NOT ELIGIBLE FOR OFFICIAL HOLSTEIN PEDIGREE
(MATERNAL LINE ONLY):

:
RF GOLDWYN HAILEY
CAN 7757321 100%RHA-NA

	AGE	X	DAYS	MILK	DCRM	%F	FAT	%P	PRT	DCRC
NON	5-01	2	295	28720	80	4.2	1213	3.3	961	80

RECORDS APPEARING ON THIS REPORT WERE INELIGIBLE FOR INCLUSION ON THE OFFICIAL HOLSTEIN PEDIGREE. THE LACTATION RECORDS EITHER DID NOT MEET MINIMUM DATA COLLECTION RATING (DCR) REQUIREMENTS, OR, THE COW WAS NOT ENROLLED IN A BREED ASSOCIATION PRODUCTION RECORDS PROGRAM WHEN THE LISTED RECORDS WERE MADE. FOR MORE INFORMATION, CALL THE HOLSTEIN ASSOCIATION AT 1-800-952-5200.

HOLSTEIN ASSOCIATION USA, INC.
1 HOLSTEIN PLACE
BRATTLEBORO, VT 05302-0808

Protein reported is true protein.

006003514

3214407

3/25/2022

01 HOLSTEIN ASSOCIATION USA, INC. BRATTLEBORO, VERMONT 05302-0808 TELEPHONE 802-254-4551 TOLL-FREE WITHIN USA AND CANADA 800-952-5200

2112178

01 HOLSTEIN ASSOCIATION USA, INC. BRATTLEBORO, VERMONT 05302-0808 TELEPHONE 802-254-4551 TOLL-FREE WITHIN USA AND CANADA 800-952-5200

2112178



OFFICIAL HOLSTEIN PEDIGREE



U.S. Registered Holsteins
FOR MAXIMUM PROFIT

Holstein Association USA, Inc.

U.S. Registered Holsteins
FOR MAXIMUM PROFIT

www.holsteinusa.com

100% Registered Holstein Ancestry (RHA-NA)

1620

RIDGEVILLE BYWAY 1620

PTPI 49%R
+1836

07/10/2017

2691
FEMALE

840003143098130 100%RHA-NA

RIDGEVILLE HOLSTEINS TOO
DBA: RIDGEVILLE HOLSTEINS
20600 KELP AVE
NORWALK, WI 54648-7041
608/343-6872

PTA	-427M	-16F	-11P	53%R12/2021
PTA	-213NM	+0.00%F	+0.01%P	
PTA	-.6PL	2.91SCS	-1.1DPR	3.3%DCE
PTA	+0.93T#	+1.30UDC#	-0.16FLC#	39%R12/2021
PTA	-56FE	-0.9FI	2.6%SCE	

AGE	X	DAYS	MILK	DCRM	%	FAT	%	PRT	DCRC
*	2-10	3	263	21320	4.0	858	3.2	683	

SULLY HART MERIDIAN-ET 50K GTPI 99%R
+2238 G
USA 69951907 100%RHA-NA TR TP TY TV TL
GM 8/15 12/11/2010

PTA	+1925M	+16F	+37P	99%R12/2021
PTA	+126NM	-.19%F	-.08%P	24%US
PTA	-1.0PL	3.04SCS	-2.3DPR	1.8%DCE
PTA	+2.11T	+1.59UDC	-.58FLC	99%R12/2021

SANDY-VALLEY ATWD BARBIE-ET 50K GTPI 92%R
+1716 G
USA 69250651 100%RHA-NA
5-01 91 EEEVE 05/04/2010

PTA	-503M	-19F	-11P	92%R12/2021
PTA	-473NM	+0.00%F	+0.02%P	
PTA	-3.8PL	3.12SCS	-4.3DPR	3.9%DCE
PTA	+2.62T	+1.31UDC	+1.28FLC	92%R12/2021

AGE	X	DAYS	MILK	DCRM	%	FAT	%	PRT	DCRC
***	2-04	3	305	27230	97	3.5	960	3.1	842 91
			365	32120	97	3.5	1118	3.1	1010 91
**	4-09	3	305	25500	92	3.6	925	3.1	781 92
			365	29490	92	3.7	1091	3.2	933 92

OH-RIVER-SYC BYWAY-ET 49K GTPI 99%R
+1871 G
USA 71310557 100%RHA-NA TR TP TY TV TL
12/07/2012

PTA	+353M	-30F	-5P	99%R12/2021
PTA	-308NM	-.15%F	-.06%P	49%US
PTA	-1.5PL	2.97SCS	-1.7DPR	2.7%DCE
PTA	+2.36T	+2.24UDC	+0.06FLC	99%R12/2021
PTA	-74FE	-1.1FI	2.5%SCE	

RABUR AARON PARRY CTPI 58%R
+1755
USA 71358364 100%RHA-NA
5-07 88 EV+VV 12/30/2012

PTA	-776M	-4F	-13P	59%R12/2021
PTA	-191NM	+0.09%F	+0.04%P	
PTA	-1.5PL	2.93SCS	-1.4DPR	3.5%DCE
PTA	-.50T	+0.35UDC	-.37FLC	57%R12/2021
PTA	-35FE	-1.5FI	2.7%SCE	

AGE	X	DAYS	MILK	DCRM	%	FAT	%	PRT	DCRC
***	2-02	2	305	22360	95	4.0	903	3.1	704 95
			306	22420	95	4.0	906	3.1	706 95
***	3-02	3	305	28030	94	4.0	1110	3.3	929 94
			365	31450	94	4.1	1286	3.4	1071 94
**	4-06	3	297	29180	90	4.3	1268	3.3	971 90
***	5-05	3	196	15950		4.5	714	3.0	484
LIFE			1214	101120		4.2	4272	3.3	3322

SMITHDEN AARON-ET 50K GTPI 97%R
+1632 G
CAN 7925737 100%RHA-NA
CAN EX 95 12/18/2006

PTA	-525M	-21F	-18P	98%R12/2021
PTA	-340NM	+0.00%F	-.01%P	25%US
PTA	-2.9PL	3.00SCS	-2.6DPR	2.5%DCE
PTA	+.20T	+.38UDC	+.55FLC	97%R12/2021

RABUR SHOTTLE PARANA-ET 13K GTPI 85%R
+1900 G
USA 65519181 100%RHA-NA TL TD
5-11 86 VVV+V 09/12/2009

PTA	-489M	+13F	-8P	86%R12/2021
PTA	-87NM	+0.12%F	+0.03%P	
PTA	-.2PL	2.96SCS	-.3DPR	3.2%DCE
PTA	-.14T	-.46UDC	-.27FLC	87%R12/2021

AGE	X	DAYS	MILK	DCRM	%	FAT	%	PRT	DCRC
***	2-01	2	305	16930	94	4.1	701	3.3	554 94
			319	17620	94	4.1	731	3.3	578 94
***	3-03	2	305	22730	95	3.9	880	3.0	687 95
			310	23010	95	3.9	892	3.0	696 95
***	4-03	2	305	22300	94	4.2	941	3.5	776 94
			306	22340	94	4.2	943	3.5	778 94
***	5-08	2	295	22310	95	4.0	887	3.3	744 95
***	6-10	3	225	16370		4.3	696	3.2	532
LIFE			1455	101650		4.1	4149	3.3	3328



OFFICIAL HOLSTEIN PEDIGREE



U.S. Registered Holsteins
FOR MAXIMUM PROFIT

Holstein Association USA, Inc.

U.S. Registered Holsteins
FOR MAXIMUM PROFIT

www.holsteinusa.com

99% Registered Holstein Ancestry (RHA-I)

HARDWOOD KINGBOY BRYETTA

840003146915308 99%RHA-I
2-08 80 F+V++

CTPI 51%R
+2142

11/28/2017

1633
FEMALE

PTA	+606M	+12F	+10P	51%R12/2021
PTA	+43NM	-.04%F	-.03%P	
PTA	-.5PL	2.98SCS	-.9DPR	3.5%DCE
PTA	+1.74T	+1.39UDC	+1.71FLC	54%R12/2021
PTA	+34FE	-0.5FI	2.8%SCE	

AGE	X	DAYS	MILK	DCRM	%	FAT	%	PRT	DCRC
***	2-00	3	305	25180	94	3.7	931	2.8	714 94
			348	28190	94	3.7	1044	2.9	818 94
*	3-00	4	305	31370	95	3.7	1158	3.0	942 94

RIDGEVILLE HOLSTEINS TOO
DBA: RIDGEVILLE HOLSTEINS
20600 KELP AVE
NORWALK, WI 54648-7041
608/343-6872

DE-SU BKM MCCUTCHEN 1174-ET

USA 69990138 99%RHA-I TR TP TC TY TV TL
4-10 93 EEEE GM 8/15 11/25/2010

50K GTPI 99%R
+2217 G

PTA	+248M	+26F	+11P	99%R12/2021
PTA	+37NM	+0.06%F	+0.01%P	40%US
PTA	-.9PL	2.91SCS	-2.4DPR	1.8%DCE
PTA	+2.18T	+1.39UDC	+0.98FLC	99%R12/2021

MORNINGVIEW SUPER MEGAN-ET

USA 68654508 100%RHA-NA TY
4-11 91 EEVVE DOM 09/03/2010

50K GTPI 90%R
+2031 G

PTA	+523M	-18F	+4P	90%R12/2021
PTA	-62NM	-.13%F	-.04%P	
PTA	+1.1PL	2.66SCS	+1.7DPR	3.0%DCE
PTA	+.88T	+0.67UDC	-.15FLC	89%R12/2021

AGE	X	DAYS	MILK	DCRM	%	FAT	%	PRT	DCRC
***	2-08	2	365	33980	95	3.9	1318	3.0	1027 95
***	4-02	2	305	33490	95	3.7	1236	2.9	955 95
			365	37720	95	3.7	1405	2.9	1094 95
*	5-05	2	365	32840	93	3.4	1108	2.7	880 93
	LIFE		1239	113410		3.7	4194	2.9	3299

MORNINGVIEW MCC KINGBOY-ET

USA 72044077 99%RHA-I TR TP TC TY TV TL
4-08 92 EEVE 10/19/2012

49K GTPI 99%R
+2337 G

PTA	+864M	+23F	+23P	99%R12/2021
PTA	+131NM	-.04%F	-.01%P	52%US
PTA	-.8PL	2.80SCS	+0.6DPR	2.0%DCE
PTA	+1.95T	+1.59UDC	+0.29FLC	99%R12/2021
PTA	+50FE	+0.8FI	2.6%SCE	

HARDWOOD ATWOOD BRYTAN-ET

USA 74175193 100%RHA-NA
3-03 87 VV+VV 01/15/2016

CTPI 60%R
+1808

PTA	-279M	-5F	-10P	61%R12/2021
PTA	-256NM	+0.02%F	+0.00%P	
PTA	-1.7PL	3.17SCS	-2.4DPR	4.3%DCE
PTA	+1.53T	+0.61UDC	+0.70FLC	60%R12/2021
PTA	-35FE	-1.8FI	3.0%SCE	

AGE	X	DAYS	MILK	DCRM	%	FAT	%	PRT	DCRC
***	1-10	2	133	8730		3.3	286	2.7	236

MAPLE-DOWNS-I G W ATWOOD-ET

CAN 8956379 100%RHA-NA TR TP TY TV TL
4-06 90 EE+V 02/24/2007

50K GTPI 99%R
+1906 G

PTA	-344M	+11F	-9P	99%R12/2021
PTA	-267NM	+0.09%F	+0.01%P	45%US
PTA	-2.6PL	3.12SCS	-4.8DPR	4.4%DCE
PTA	+2.91T	+1.91UDC	+2.09FLC	99%R12/2021

HARDWOOD O BUTTERFLY-ET

USA 134673277 100%RHA-NA
9-04 91 EEEEE 3E 09/06/2003

IMP GTPI 90%R
+1627 G

PTA	-928M	-23F	-14P	90%R12/2021
PTA	-379NM	+0.05%F	+0.05%P	
PTA	-2.4PL	3.20SCS	+0.0DPR	3.7%DCE
PTA	+1.11T	-1.10UDC	-.82FLC	89%R12/2021

AGE	X	DAYS	MILK	DCRM	%	FAT	%	PRT	DCRC
***	2-00	2	305	21080	100	4.3	906	3.3	692 100
			365	24430	100	4.3	1055	3.3	816 100
***	3-06	2	305	28530	100	3.8	1084	3.3	929 100
			365	31370	100	3.9	1216	3.3	1037 100
***	5-09	2	305	26580	100	4.6	1219	3.4	908 100
			365	30480	100	4.6	1391	3.5	1054 100
***	8-09	2	305	27400	100	4.2	1143	3.2	869 100
			365	31420	100	4.2	1305	3.2	1020 100
***	10-02	2	305	23800	95	3.6	847	3.0	725 95
			365	26910	95	3.6	977	3.1	839 95
	LIFE		2456	168370		4.2	7025	3.4	5692



OFFICIAL HOLSTEIN PEDIGREE



U.S. Registered Holsteins
FOR MAXIMUM PROFIT

Holstein Association USA, Inc.

U.S. Registered Holsteins
FOR MAXIMUM PROFIT

www.holsteinusa.com

100% Registered Holstein Ancestry (RHA-NA)

HARDWOOD PETY FLURRY

840003146915319 100%RHA-NA
2-07 81 +++G+

CTPI 50%R
+1918

12/22/2017

1644
FEMALE

PTA	-135M	-6F	-6P	49%R12/2021
PTA	-63NM	+1.00%F	-.01%P	
PTA	-.1PL	3.09SCS	-1.0DPR	2.5%DCE
PTA	+1.11T	+1.05UDC	+1.39FLC	54%R12/2021
PTA	-16FE	-1.7FI	2.3%SCE	

AGE	X	DAYS	MILK	DCRM	%	FAT	%	PRT	DCRC
***	2-00	3	285	19810	93	4.1	805	3.2	628 93
*	2-11	2	294	25010	94	4.5	1127	3.3	814 94

RIDGEVILLE HOLSTEINS TOO
DBA: RIDGEVILLE HOLSTEINS
20600 KELP AVE
NORWALK, WI 54648-7041
608/343-6872

MOUNTFIELD SSI DCY MOGUL-ET

840003006972816 100%RHA-NA TR TP TC TY
7-00 93 EEVE GM 8/15 06/22/2010

50K GTPI 99%R
+2312 G

PTA	+511M	+44F	+15P	99%R12/2021
PTA	+355NM	+1.09%F	+1.00%P	54%US
PTA	+.2PL	3.13SCS	-3.1DPR	1.6%DCE
PTA	+1.32T	+2.13UDC	+1.09FLC	99%R12/2021

RANSOM-RAIL EXPLODE PETY-ET

USA 69379131 100%RHA-NA
4-00 90 EEV+E GMD DOM 06/22/2010

50K GTPI 88%R
+2096 G

PTA	-175M	+2F	+10P	88%R12/2021
PTA	+19NM	+1.03%F	+1.06%P	
PTA	-1.0PL	3.07SCS	+1.4DPR	2.1%DCE
PTA	+.85T	+1.03UDC	+1.48FLC	87%R12/2021

AGE	X	DAYS	MILK	DCRM	%	FAT	%	PRT	DCRC
***	2-02	3	305	30920	99	4.1	1263	3.3	1024 92
			365	35100	99	4.1	1438	3.4	1176 92
**	3-10	3	305	46270	90	3.6	1676	3.2	1478 90
			365	52260	90	3.8	1978	3.3	1704 90

SIEMERS MOGUL PETY

840003010660326 100%RHA-NA TR TC TY TV
4-09 90 EEVE 09/08/2012

50K GTPI 99%R
+2237 G

PTA	+501M	+7F	+16P	99%R12/2021
PTA	+227NM	-.04%F	+1.00%P	65%US
PTA	+1.3PL	3.17SCS	-1.6DPR	1.2%DCE
PTA	+1.58T	+2.32UDC	+1.23FLC	99%R12/2021
PTA	+53FE	-1.7FI	1.9%SCE	

HARDWOOD BRAXTN FRECKLES-ET

USA 71581154 100%RHA-NA
4-07 89 EEVVV 07/17/2012

CTPI 56%R
+1419

PTA	-583M	-45F	-28P	55%R12/2021
PTA	-516NM	-.08%F	-.04%P	
PTA	-2.3PL	3.04SCS	-2.5DPR	3.3%DCE
PTA	+.20T	+1.06UDC	-.26FLC	60%R12/2021
PTA	-126FE	-3.4FI	2.6%SCE	

AGE	X	DAYS	MILK	DCRM	%	FAT	%	PRT	DCRC
***	2-02	2	305	20830	95	3.7	780	2.9	598 95
			321	21570	95	3.8	811	2.9	621 95
***	3-02	2	305	20790	95	3.8	782	3.3	683 95
			330	21660	95	3.8	828	3.3	717 95
***	4-02	2	305	21760	95	3.4	737	3.1	676 95
			365	24430	95	3.3	815	3.2	776 95

REGANCREST S BRAXTON-ET

USA 61898423 100%RHA-NA TR TY TV TL TD
5-09 95 EEVEV 11/12/2005

49K GTPI 99%R
+1409 G

PTA	+617M	-33F	-14P	99%R12/2021
PTA	-662NM	-.20%F	-.12%P	48%US
PTA	-4.4PL	3.17SCS	-5.7DPR	2.8%DCE
PTA	+1.77T	+1.16UDC	+1.22FLC	99%R12/2021

HARDWOOD DURHAM FLUANNE

USA 133657836 100%RHA-NA
6-01 90 EEV+E 2E 11/25/2002

9K GTPI 83%R
+1603 G

PTA	-1074M	-37F	-25P	84%R12/2021
PTA	-253NM	+1.02%F	+1.03%P	
PTA	-.3PL	2.91SCS	+1.8DPR	2.4%DCE
PTA	-.68T	-1.03UDC	-.26FLC	85%R12/2021

AGE	X	DAYS	MILK	DCRM	%	FAT	%	PRT	DCRC
***	2-01	2	305	21410	100	3.6	761	3.2	678 100
			349	23090	100	3.7	843	3.2	744 100
***	3-01	2	305	20470	100	3.7	765	3.2	645 100
			337	21950	100	3.8	829	3.2	698 100
***	4-01	2	305	26780	99	4.0	1067	3.1	843 99
			363	29690	99	4.0	1188	3.2	959 99
***	5-03	2	305	29060	100	3.8	1093	3.0	872 100
			362	31780	100	3.8	1205	3.1	976 100
***	6-05	2	305	23370	100	4.3	997	3.3	766 100
			365	26670	100	4.3	1141	3.3	885 100
***	7-07	2	305	25300	100	3.9	996	3.1	776 100
			365	29170	100	3.9	1150	3.1	899 100
LIFE			2264	169090		3.9	6648	3.2	5394

Protein reported is true protein.

006003514

3214400

3/25/2022



OFFICIAL HOLSTEIN PEDIGREE



U.S. Registered Holsteins
FOR MAXIMUM PROFIT

Holstein Association USA, Inc.

U.S. Registered Holsteins
FOR MAXIMUM PROFIT

www.holsteinusa.com

99% Registered Holstein Ancestry (RHA-I)

HARDWOOD DOORMAN BICARDI
840003146915339 99%RHA-I
2-04 80 +++F+

CTPI 49%R
+1882

03/10/2018

1664
FEMALE

PTA -801M -24F -7P 49%R12/2021
PTA -289NM +.02%F +.07%P
PTA -.4PL 2.84SCS -.8DPR 3.2%DCE
PTA +1.67T +1.30UDC +.37FLC 53%R12/2021
PTA -98FE -1.1FI 2.6%SCE

	AGE	X	DAYS	MILK	DCRM	%	FAT	%	PRT	DCRC
***	1-11	3	254	13940	4.2	586	3.4	477		
*	3-00	4	249	22140	3.4	760	3.2	717		

RIDGEVILLE HOLSTEINS TOO
DBA: RIDGEVILLE HOLSTEINS
20600 KELP AVE
NORWALK, WI 54648-7041
608/343-6872

DE-SU 521 BOOKEM-ET

50K GTPI 99%R
+2255 G

USA 66636657 99%RHA-I TR TP TY TV TL TD
8-04 90 EEVV GM 8/15 02/21/2009

PTA +825M +3F +31P 99%R12/2021
PTA +290NM -.10%F +.02%P 30%US
PTA +2.0PL 2.92SCS -.4DPR 1.6%DCE
PTA +.48T +.44UDC +.42FLC 99%R12/2021

VAL-BISSON SHOTTLE IMELDA-ET

50K GTPI 90%R
+1781 G

CAN 106173432 100%RHA-NA
7-02 94 EEEEE 10/25/2009

PTA -1290M -2F -25P 91%R12/2021
PTA -370NM +.18%F +.06%P
PTA -1.9PL 2.74SCS -1.4DPR 3.5%DCE
PTA +1.03T +.71UDC +.17FLC 90%R12/2021

	AGE	X	DAYS	MILK	DCRM	%	FAT	%	PRT	DCRC
CAN	1-11	2	365	25531	4.2	1076	3.6	908		
CAN	4-03	2	305	34248	3.7	1274	3.3	1145		
				365	40505	3.8	1550	3.4	1378	
**	6-08	2	305	30420	90	4.5	1379	3.7	1117	90
LIFE			1106	104156	4.2	4376	3.5	3675		

VAL-BISSON DOORMAN-ET

75K GTPI 99%R
+2164 G

CAN 107281711 99%RHA-I TR TP TY TV TL
CAN 5Y EX 90 08/06/2011

PTA -446M +14F +9P 99%R12/2021
PTA -17NM +.11%F +.08%P 17%US
PTA +.5PL 2.64SCS -2.5DPR 2.6%DCE
PTA +2.44T +1.58UDC +.67FLC 99%R12/2021
PTA -6FE -2.5FI 2.7%SCE

HARDWOOD ACME BINASA

CTPI 53%R
+1689

USA 72156585 100%RHA-NA
5-04 89 VEE+E 02/16/2014

PTA -815M -49F -19P 53%R12/2021
PTA -360NM -.07%F +.02%P
PTA -.8PL 3.07SCS +.4DPR 3.1%DCE
PTA +.91T +.98UDC +.22FLC 56%R12/2021
PTA -119FE -0.1FI 2.5%SCE

	AGE	X	DAYS	MILK	DCRM	%	FAT	%	PRT	DCRC
***	2-01	2	305	20000	95	3.3	669	3.2	636	95
			331	21140	95	3.4	714	3.2	686	95
***	3-01	2	302	22570	94	3.0	673	3.0	668	94
***	4-00	2	281	22110	94	3.1	693	3.0	653	94
***	5-00	3	188	14950	3.2	474	2.9	429		

KHW ELM-PARK ACME-ET

55K GTPI 99%R
+1836 G

USA 61720218 100%RHA-NA RC TY TV TL TD
2-11 90 VEEE GM 4/11 08/29/2005

PTA -727M -17F -8P 99%R12/2021
PTA -150NM +.04%F +.05%P 19%US
PTA -.1PL 3.29SCS -.9DPR 2.6%DCE
PTA +.75T +.76UDC -.25FLC 99%R12/2021

HARDWOOD DEMPSEY BIKASA

CTPI 59%R
+1702

USA 70714695 100%RHA-NA
3-02 87 VEVVV 03/17/2012

PTA -713M -40F -22P 59%R12/2021
PTA -406NM -.05%F +.00%P
PTA -2.2PL 2.88SCS +.2DPR 3.1%DCE
PTA +1.28T +.80UDC +.92FLC 62%R12/2021

	AGE	X	DAYS	MILK	DCRM	%	FAT	%	PRT	DCRC
***	1-10	2	302	20690	95	3.6	753	2.8	588	95
***	2-10	2	295	22950	94	3.8	871	3.0	698	94
***	3-09	2	305	25460	95	3.6	921	3.3	850	95
			311	25710	95	3.6	932	3.3	860	95
***	4-09	2	241	21530	3.3	703	2.9	631		



OFFICIAL HOLSTEIN PEDIGREE



U.S. Registered Holsteins
FOR MAXIMUM PROFIT

Holstein Association USA, Inc.

U.S. Registered Holsteins
FOR MAXIMUM PROFIT

www.holsteinusa.com

99% Registered Holstein Ancestry (RHA-I)

RIDGEVILLE KINGBOY 1795

840003149487143 99%RHA-I
2-04 84 VVVG+

CTPI 51%R
+2069

03/29/2018

1795
FEMALE

PTA	+589M	+2F	+4P	51%R12/2021
PTA	-129NM	-.07%F	-.05%P	
PTA	-1.7PL	3.05SCS	+5DPR	3.0%DCE
PTA	+2.05T	+8.9UDC	+77FLC	54%R12/2021
PTA	-19FE	+0.7FI	2.5%SCE	

**	AGE	X	DAYS	MILK	DCRM	%	FAT	%	PRT	DCRC
	1-09	3	305	23330	91	4.0	924	3.0	699	91
			333	24870	91	4.0	987	3.0	752	91
*	2-10	4	292	24890	95	3.8	943	3.0	747	94

MORNINGVIEW MCC KINGBOY-ET

USA 72044077 99%RHA-I TR TP TC TY TV TL
4-08 92 EEVE 10/19/2012

49K GTPI 99%R
+2337 G

PTA	+864M	+23F	+23P	99%R12/2021
PTA	+131NM	-.04%F	-.01%P	52%US
PTA	-.8PL	2.80SCS	+6DPR	2.0%DCE
PTA	+1.95T	+1.59UDC	+29FLC	99%R12/2021
PTA	+50FE	+0.8FI	2.6%SCE	

T&S-HILLTOP ATLANTIC 807-TW

USA 73387833 100%RHA-NA
4-03 88 VEVVV 04/11/2014

CTPI 56%R
+1746

PTA	+349M	-24F	-8P	56%R12/2021
PTA	-283NM	-.13%F	-.07%P	
PTA	-1.5PL	3.13SCS	-.2DPR	3.5%DCE
PTA	+.90T	-.21UDC	+38FLC	62%R12/2021
PTA	-58FE	-0.1FI	2.3%SCE	

**	AGE	X	DAYS	MILK	DCRM	%	FAT	%	PRT	DCRC
	1-09	3	304	27100	95	3.4	916	3.1	836	95
**	2-09	3	305	38840	91	3.1	1189	2.9	1111	91X
			365	45500	91	3.2	1441	2.9	1313	91
**	3-11	3	305	35100	90	3.2	1116	2.9	1012	90
			365	39280	90	3.2	1252	2.9	1139	90
LIFE	1054		113810		3.2	3684	2.9	3350		

RIDGEVILLE HOLSTEINS TOO
DBA: RIDGEVILLE HOLSTEINS
20600 KELP AVE
NORWALK, WI 54648-7041
608/343-6872

DE-SU BKM MCCUTCHEN 1174-ET

USA 69990138 99%RHA-I TR TP TC TY TV TL
4-10 93 EEEE GM 8/15 11/25/2010

50K GTPI 99%R
+2217 G

PTA	+248M	+26F	+11P	99%R12/2021
PTA	+37NM	+0.06%F	+0.01%P	40%US
PTA	-.9PL	2.91SCS	-2.4DPR	1.8%DCE
PTA	+2.18T	+1.39UDC	+98FLC	99%R12/2021

MORNINGVIEW SUPER MEGAN-ET

USA 68654508 100%RHA-NA TY
4-11 91 EEVVE DOM 09/03/2010

50K GTPI 90%R
+2031 G

PTA	+523M	-18F	+4P	90%R12/2021
PTA	-62NM	-.13%F	-.04%P	
PTA	+1.1PL	2.66SCS	+1.7DPR	3.0%DCE
PTA	+.88T	+6.7UDC	-.15FLC	89%R12/2021

***	AGE	X	DAYS	MILK	DCRM	%	FAT	%	PRT	DCRC
	2-08	2	365	33980	95	3.9	1318	3.0	1027	95
***	4-02	2	305	33490	95	3.7	1236	2.9	955	95
			365	37720	95	3.7	1405	2.9	1094	95
*	5-05	2	365	32840	93	3.4	1108	2.7	880	93
LIFE	1239		113410		3.7	4194	2.9	3299		

MAPLE-DOWNS-I G W ATLANTIC-ET

CAN 8956383 100%RHA-NA TR TY TV TL TD
4-05 88 VEVV 03/06/2007

50K GTPI 99%R
+1757 G

PTA	+6M	-35F	-14P	99%R12/2021
PTA	-288NM	-.13%F	-.05%P	75%US
PTA	-.8PL	3.03SCS	-.5DPR	3.1%DCE
PTA	+1.09T	+1.03UDC	+87FLC	99%R12/2021

T&S-HILLTOP MASTER 539

USA 66358994 100%RHA-NA
4-06 83 +VVV+ 01/01/2010

CTPI 59%R
+1384

PTA	-330M	-37F	-26P	59%R12/2021
PTA	-506NM	-.09%F	-.06%P	
PTA	-3.2PL	3.18SCS	-.5DPR	3.6%DCE
PTA	-1.21T	-1.65UDC	-.65FLC	60%R12/2021

*	AGE	X	DAYS	MILK	DCRM	%	FAT	%	PRT	DCRC
	2-02	2	305	21340	95	3.1	663	2.8	604	95
*	3-03	2	305	27340	95	3.2	886	2.9	781	95
*	4-03	2	305	29940	95	3.0	902	2.7	818	95



OFFICIAL HOLSTEIN PEDIGREE



U.S. Registered Holsteins
FOR MAXIMUM PROFIT

Holstein Association USA, Inc.

U.S. Registered Holsteins
FOR MAXIMUM PROFIT

www.holsteinusa.com

99% Registered Holstein Ancestry (RHA-I)

RIDGEVILLE SAMMY-P 1858

840003202789005 99%RHA-I
2-04 77 F+GGG

PTA	+473M	+32F	+25P	42%R12/2021
PTA	+346NM	+0.05%F	+0.04%P	
PTA	+1.6PL	2.89SCS	-.4DPR	3.0%DCE
PTA	+.14T	+.51UDC	+1.10FLC	48%R12/2021
PTA	+103FE	-0.1FI	2.6%SCE	

CTPI 42%R
+2287

07/13/2018

1858
FEMALE

RIDGEVILLE HOLSTEINS TOO
DBA: RIDGEVILLE HOLSTEINS
20600 KELP AVE
NORWALK, WI 54648-7041
608/343-6872

S-S-I MONTROSS JEDI-ET

840003123886035 99%RHA-I TR TP TC TY TV
4-10 93 EEEE GM 8/18 05/11/2014

PTA	+2023M	+17F	+65P	99%R12/2021
PTA	+609NM	-.20%F	+.01%P	72%US
PTA	+5.0PL	2.81SCS	+.2DPR	1.8%DCE
PTA	+.51T	+.93UDC	-1.67FLC	99%R12/2021

49K GTPI 99%R
+2517 G

IHG MARDI SENS 9017-ET

840003125944539 100%RHA-NA RC
07/10/2014

PTA	-520M	+20F	-8P	89%R12/2021
PTA	+192NM	+.15%F	+.03%P	
PTA	+3.1PL	2.87SCS	+2.2DPR	2.4%DCE
PTA	+.88T	+1.01UDC	+.42FLC	87%R12/2021

49K GTPI 88%R
+2248 G

P9 75K GTPI 88%R
+2414 G

SWISSBEC SAMMY-P-ET

CAN 109890137 99%RHA-I TR PC TC TY TV
03/25/2016

PTA	+198M	+36F	+23P	90%R12/2021
PTA	+401NM	+.10%F	+.06%P	83%US
PTA	+3.4PL	2.75SCS	+1.5DPR	2.1%DCE
PTA	+.48T	+.76UDC	-.62FLC	86%R12/2021
PTA	+78FE	+1.9FI	2.2%SCE	

RIDGEVILLE MILLER-P GHOWL

840003137389017 99%RHA-I
2-04 81 G++V+ 10/30/2016

PTA	+1022M	+26F	+32P	52%R12/2021
PTA	+258NM	-.05%F	+.00%P	
PTA	-.1PL	2.97SCS	-2.2DPR	3.3%DCE
PTA	+.78T	+1.11UDC	+1.07FLC	54%R12/2021
PTA	+106FE	-2.1FI	2.9%SCE	

CTPI 51%R
+2260

S-S-I MODERN MILLER-P-ET

840003124584893 99%RHA-I TR PC TY TV TL
08/04/2014

PTA	+1233M	+34F	+39P	99%R12/2021
PTA	+326NM	-.05%F	+.00%P	85%US
PTA	+.2PL	2.93SCS	-2.1DPR	3.0%DCE
PTA	+.57T	+.66UDC	-.10FLC	97%R12/2021

49K GTPI 98%R
+2307 G

RIDGEVILLE KUHN GHOST

USA 73748426 100%RHA-NA
2-04 81 +++++ 01/10/2015

PTA	+312M	+4F	+11P	50%R12/2021
PTA	-37NM	-.03%F	+.00%P	
PTA	-1.7PL	3.03SCS	-1.9DPR	3.6%DCE
PTA	+.89T	+.70UDC	+.95FLC	54%R12/2021

CTPI 50%R
+1986

**	AGE	X	DAYS	MILK	DCRM	%	FAT	%	PRT	DCRC
	1-09	3	305	23680	91	4.0	952	3.1	741	91
			365	28380	91	4.0	1135	3.2	901	91



OFFICIAL HOLSTEIN PEDIGREE



U.S. Registered Holsteins
FOR MAXIMUM PROFIT

Holstein Association USA, Inc.

U.S. Registered Holsteins
FOR MAXIMUM PROFIT

www.holsteinusa.com

99% Registered Holstein Ancestry (RHA-I)

RIDGEVILLE JEDI PARTY
840003202789070 99%RHA-I

PTA +874M# +27F# +35P# 38%R12/2021
PTA +2.2PL# 2.88SCS# -.6DPR# 2.6%DCE#
PTA +.53T# +.64UDC# -.38FLC# 40%R12/2021
PTA +109FE# -0.4FI# 2.5%SCE#

P9 PTPI 39%R
+2314

12/20/2018 1923
FEMALE

RIDGEVILLE HOLSTEINS TOO
DBA: RIDGEVILLE HOLSTEINS
20600 KELP AVE
NORWALK, WI 54648-7041
608/343-6872

BACON-HILL MONTROSS-ET 75K GTPI 99%R
USA 71703339 100%RHA-NA TR TP TC TY TV +2379 G
4-08 92 EEEV GM 8/18 10/14/2012

PTA +1963M +37F +54P 99%R12/2021
PTA +441NM -.13%F -.02%P 60%US
PTA +1.3PL 3.24SCS -2.2DPR 2.2%DCE
PTA +.68T +1.49UDC -.13FLC 99%R12/2021

S-S-I SUPRSIRE MIRI 8679-ET 75K GTPI 95%R
840003011538078 99%RHA-I TR TP TL TD +2295 G
5-04 90 EEEVE GMD DOM 12/31/2012

PTA +1026M +12F +32P 96%R12/2021
PTA +355NM -.09%F +.00%P
PTA +2.6PL 2.77SCS -.2DPR 2.2%DCE
PTA +.15T +.80UDC -.84FLC 95%R12/2021

AGE	X	DAYS	MILK	DCRM	%	FAT	%	PRT	DCRC
***	2-00	3	305	32870	97	3.5	1148	3.1	1015 90
			365	39810	97	3.5	1402	3.1	1234 90
*	3-04	3	305	39180	80	3.4	1340	3.0	1173 80
			365	44540	80	3.5	1551	3.1	1360 80
LIFE			1354	137380		3.7	5060	3.4	4631

S-S-I MONTROSS JEDI-ET 49K GTPI 99%R
840003123886035 99%RHA-I TR TP TC TY TV +2517 G
4-10 93 EEEE GM 8/18 05/11/2014

PTA +2023M +17F +65P 99%R12/2021
PTA +609NM -.20%F +.01%P 72%US
PTA +5.0PL 2.81SCS +.2DPR 1.8%DCE
PTA +.51T +.93UDC -1.67FLC 99%R12/2021
PTA +138FE +0.5FI 2.1%SCE

MS RABUR SHANE PARLANCE CTPI 55%R
840003125428648 100%RHA-NA +2106
4-00 86 VVV+V 07/10/2014

PTA -275M +36F +4P 54%R12/2021
PTA +137NM +.17%F +.05%P
PTA -.7PL 2.94SCS -1.3DPR 3.4%DCE
PTA +.55T +.35UDC +.92FLC 59%R12/2021
PTA +81FE -1.3FI 2.8%SCE

LADYS-MANOR SHANE-ET 50K GTPI 98%R
USA I39681138 100%RHA-NA TY TV TL TD +2072 G
12/26/2008

PTA +698M +30F +22P 99%R12/2021
PTA +123NM +.01%F +.00%P 100%US
PTA -1.9PL 2.99SCS -2.5DPR 2.7%DCE
PTA +.36T -.40UDC +.32FLC 96%R12/2021

MS RABUR CHAMP PARIS CTPI 57%R
USA 69376054 100%RHA-NA +2049
10-03 90 EEEV 2E 04/05/2010

PTA -593M +42F -8P 55%R12/2021
PTA +163NM +.24%F +.04%P
PTA +.3PL 2.92SCS +.2DPR 3.8%DCE
PTA -.13T -.17UDC +.11FLC 67%R12/2021

AGE	X	DAYS	MILK	DCRM	%	FAT	%	PRT	DCRC
**	2-01	2	290	17970	92	4.9	879	3.2	583 92
***	3-01	2	305	23300	95	4.7	1097	3.0	700 95
			365	26400	95	4.8	1280	3.1	818 95
***	4-03	2	290	22090	95	4.8	1057	3.1	684 95
***	5-03	2	305	24510	95	5.1	1245	3.3	816 95
			323	25690	95	5.1	1310	3.3	860 95
***	6-03	2	305	27190	95	4.9	1337	3.4	918 95
			330	28570	95	4.9	1408	3.4	973 95
*	7-03	2	305	18770	95	5.3	991	3.7	687 95
*	8-06	2	305	26370	95	5.0	1331	3.1	830 95
LIFE			2664	186360		5.1	9479	3.3	6233

ADDITIONAL PRODUCTION RECORDS NOT ELIGIBLE FOR OFFICIAL HOLSTEIN PEDIGREE
(MATERNAL LINE ONLY):

MATERNAL GRANDDAM:

MS RABUR CHAMP PARIS

USA 69376054 100%RHA-NA

	AGE	X	DAYS	MILK	DCRM	%F	FAT	%P	PRT	DCRC
NON	8-06	2	365	30060		5.1	1540	3.2	970	

RECORDS APPEARING ON THIS REPORT WERE INELIGIBLE FOR INCLUSION ON THE OFFICIAL HOLSTEIN PEDIGREE. THE LACTATION RECORDS EITHER DID NOT MEET MINIMUM DATA COLLECTION RATING (DCR) REQUIREMENTS, OR, THE COW WAS NOT ENROLLED IN A BREED ASSOCIATION PRODUCTION RECORDS PROGRAM WHEN THE LISTED RECORDS WERE MADE. FOR MORE INFORMATION, CALL THE HOLSTEIN ASSOCIATION AT 1-800-952-5200.

HOLSTEIN ASSOCIATION USA, INC.
1 HOLSTEIN PLACE
BRATTLEBORO, VT 05302-0808

Protein reported is true protein.

006003514

3214409

3/25/2022

01 HOLSTEIN ASSOCIATION USA, INC. BRATTLEBORO, VERMONT 05302-0808 TELEPHONE 802-254-4551 TOLL-FREE WITHIN USA AND CANADA 800-952-5200

2112178

01 HOLSTEIN ASSOCIATION USA, INC. BRATTLEBORO, VERMONT 05302-0808 TELEPHONE 802-254-4551 TOLL-FREE WITHIN USA AND CANADA 800-952-5200

2112178



OFFICIAL HOLSTEIN PEDIGREE



U.S. Registered Holsteins
FOR MAXIMUM PROFIT

Holstein Association USA, Inc.

U.S. Registered Holsteins
FOR MAXIMUM PROFIT

www.holsteinusa.com

99% Registered Holstein Ancestry (RHA-I)

RIDGEVILLE JEDI GAMEDAY
840003202789071 99%RHA-I

P5 PTPI 38%R
+2167

02/01/2019 1924
FEMALE

PTA +773M# -4F# +24P# 37%R12/2021
PTA +2.1PL# 2.86SCS# +.2DPR# 2.9%DCE#
PTA +.75T# +.93UDC# -.53FLC# 39%R12/2021
PTA +29FE# +0.0FI# 2.5%SCE#

RIDGEVILLE HOLSTEINS TOO
DBA: RIDGEVILLE HOLSTEINS
20600 KELP AVE
NORWALK, WI 54648-7041
608/343-6872

BACON-HILL MONTROSS-ET 75K GTPI 99%R
USA 71703339 100%RHA-NA TR TP TC TY TV
4-08 92 EEVE GM 8/18 10/14/2012

PTA +1963M +37F +54P 99%R12/2021
PTA +441NM -.13%F -.02%P 60%US
PTA +1.3PL 3.24SCS -2.2DPR 2.2%DCE
PTA +.68T +1.49UDC -.13FLC 99%R12/2021

S-S-I SUPRSIRE MIRI 8679-ET 75K GTPI 95%R
840003011538078 99%RHA-I TR TP TL TD
5-04 90 EEEVE GMD DOM 12/31/2012

PTA +1026M +12F +32P 96%R12/2021
PTA +355NM -.09%F +.00%P 72%US
PTA +2.6PL 2.77SCS -.2DPR 2.2%DCE
PTA +.15T +.80UDC -.84FLC 95%R12/2021

AGE X DAYS MILK DCRM % FAT % PRT DCRG
*** 2-00 3 305 32870 97 3.5 1148 3.1 1015 90
365 39810 97 3.5 1402 3.1 1234 90
* 3-04 3 305 39180 80 3.4 1340 3.0 1173 80
365 44540 80 3.5 1551 3.1 1360 80
LIFE 1354 137380 3.7 5060 3.4 4631

S-S-I MONTROSS JEDI-ET 49K GTPI 99%R
840003123886035 99%RHA-I TR TP TC TY TV
4-10 93 EEEE GM 8/18 05/11/2014

PTA +2023M +17F +65P 99%R12/2021
PTA +609NM -.20%F +.01%P 72%US
PTA +5.0PL 2.81SCS +.2DPR 1.8%DCE
PTA +.51T +.93UDC -1.67FLC 99%R12/2021
PTA +138FE +0.5FI 2.1%SCE

RIDGEVILLE GLDN DRMS GAMEON CTPI 51%R
840003130430284 100%RHA-NA
3-02 83 V+G++ 05/15/2015

PTA -478M -24F -17P 50%R12/2021
PTA -247NM -.02%F -.01%P 72%US
PTA -.9PL 2.90SCS +.2DPR 3.9%DCE
PTA +.98T +.93UDC +.62FLC 58%R12/2021
PTA -79FE -0.4FI 2.8%SCE

AGE X DAYS MILK DCRM % FAT % PRT DCRG
** 1-08 3 305 26660 90 3.3 883 3.0 796 90
316 27440 90 3.3 911 3.0 822 90

HEAVENLY GOLDEN DREAMS-ET 50K GTPI 99%R
GBR 642262 100%RHA-NA TV TL
06/19/2008

PTA -1411M -21F -36P 99%R12/2021
PTA -296NM +.12%F +.03%P 13%US
PTA -1.6PL 2.71SCS -.6DPR 2.6%DCE
PTA +1.65T +1.50UDC +.69FLC 99%R12/2021

RIDGEVILLE PRONTO GAMET CTPI 54%R
USA 66298308 100%RHA-NA
5-04 86 VEG+V 09/17/2009

PTA -56M -29F -10P 52%R12/2021
PTA -279NM -.10%F -.03%P 72%US
PTA -.4PL 3.11SCS +1.2DPR 4.7%DCE
PTA -.15T -.70UDC +.37FLC 62%R12/2021

AGE X DAYS MILK DCRM % FAT % PRT DCRG
*** 2-02 2 301 23890 95 3.4 820 3.0 714 95
*** 3-01 2 305 31310 95 3.1 962 3.1 971 95
365 35940 95 3.1 1122 3.1 1129 95
*** 4-05 2 305 34050 95 3.2 1101 3.0 1020 95
365 38820 95 3.3 1295 3.1 1198 95
*** 5-07 2 305 32220 95 3.0 976 3.0 980 95
365 36860 95 3.2 1163 3.1 1140 95
LIFE 1465 139580 3.3 4550 3.1 4329

Protein reported is true protein.

006003514 3214435 3/25/2022



OFFICIAL HOLSTEIN PEDIGREE



U.S. Registered Holsteins
FOR MAXIMUM PROFIT

Holstein Association USA, Inc.

U.S. Registered Holsteins
FOR MAXIMUM PROFIT

www.holsteinusa.com

99% Registered Holstein Ancestry (RHA-I)

LAR-LAN DIAMOND BACK ANA

840003133504457 99%RHA-I
2-03 77 GVFFG

PTA	-543M	-1F	-3P	45%R12/2021
PTA	-120NM	+0.07%F	+0.05%P	
PTA	-.3PL	3.20SCS	-1.4DPR	3.4%DCE
PTA	+0.67T	+0.72UDC	-0.36FLC	46%R12/2021
PTA	-12FE	-1.5FI	3.1%SCE	

CTPI 46%R
+1851

08/27/2018

1933
FEMALE

RIDGEVILLE HOLSTEINS TOO
DBA: RIDGEVILLE HOLSTEINS
20600 KELP AVE
NORWALK, WI 54648-7041
608/343-6872

VAL-BISSON DOORMAN-ET

CAN 107281711 99%RHA-I TR TP TY TV TL
CAN 5Y EX 90 08/06/2011

PTA	-446M	+14F	+9P	99%R12/2021
PTA	-17NM	+0.11%F	+0.08%P	17%US
PTA	+0.5PL	2.64SCS	-2.5DPR	2.6%DCE
PTA	+2.44T	+1.58UDC	+0.67FLC	99%R12/2021

75K GTPI 99%R
+2164 G

MS DELICIOUS APPLE-RED-ET

USA 139236776 100%RHA-NA TC TV TL TD
6-07 94 EEEEE 2E 04/10/2008

PTA	-995M	-38F	-19P	90%R12/2021
PTA	-542NM	+0.00%F	+0.04%P	
PTA	-3.2PL	3.38SCS	-5.6DPR	4.1%DCE
PTA	+2.01T	+2.30UDC	+2.05FLC	88%R12/2021

19K GTPI 90%R
+1564 G

*	AGE	X	DAYS	MILK	DCRM	%	FAT	%	PRT	DCRC
**	2-02	2	365	26460	95	3.9	1036	3.1	821	95
**	4-03	2	305	32840	94	3.7	1229	3.0	998	94
**	5-11	2	365	40660	95	3.9	1570	3.3	1331	95
**	7-02	2	365	46510	95	4.0	1844	3.1	1424	95
	LIFE		1732	177970		3.9	6948	3.2	5632	

MR D APPLE DIAMONDBACK

840003013721049 99%RHA-I RC TP TC TY TV
3-03 93 EEEE 03/24/2014

PTA	-400M	-25F	-1P	99%R12/2021
PTA	-274NM	-0.03%F	+0.04%P	65%US
PTA	+0.0PL	3.12SCS	-3.0DPR	2.9%DCE
PTA	+2.44T	+1.95UDC	+1.43FLC	99%R12/2021
PTA	-72FE	-3.4FI	3.6%SCE	

49K GTPI 99%R
+1873 G

LAR-LAN APPLE CRISP AIRMAX

840003133504454 100%RHA-NA RC
09/17/2016

PTA	-423M#	+17F#	-2P#	34%R12/2021
PTA	-1.5PL#	3.22SCS#	+1.1DPR#	3.0%DCE#
PTA	+0.85T#	+0.43UDC#	+0.57FLC#	34%R12/2021
PTA	+21FE#	+0.2FI#	2.6%SCE#	

PTPI 34%R
+2002

GLORY-ROAD M APPLE CRISP-ET

USA 142205998 100%RHA-NA RC TP TY TV TL
3-03 90 EEEE 12/20/2012

PTA	-310M	+28F	+8P	99%R12/2021
PTA	-63NM	+0.14%F	+0.06%P	84%US
PTA	-3.3PL	3.29SCS	-1.9DPR	2.3%DCE
PTA	+1.32T	+0.58UDC	+0.56FLC	97%R12/2021

49K GTPI 98%R
+2008 G

HAUVE REDBURST ALANA-RED

USA 143131485 100%RHA-NA
09/10/2014

PTA	-536M#	+5F#	-11P#	37%R12/2021
PTA	+0.4PL#	3.14SCS#	+2.1DPR#	3.6%DCE#
PTA	+0.37T#	+0.28UDC#	+0.58FLC#	40%R12/2021

PTPI 38%R
+2001



OFFICIAL HOLSTEIN PEDIGREE



U.S. Registered Holsteins
FOR MAXIMUM PROFIT

Holstein Association USA, Inc.

U.S. Registered Holsteins
FOR MAXIMUM PROFIT

www.holsteinusa.com

99% Registered Holstein Ancestry (RHA-I)

RIDGEVILLE DIAMONDBACK KIM
840003202789081 99%RHA-I

PTPI 38%R
+1685

06/05/2019

1934
FEMALE

PTA -751M# -36F# -21P# 38%R12/2021
PTA -.5PL# 3.09SCS# -2.3DPR# 3.0%DCE#
PTA +1.31T#+1.09UDC#+1.25FLC# 39%R12/2021
PTA -104FE# -2.6FI# 3.5%SCE#

RIDGEVILLE HOLSTEINS TOO
DBA: RIDGEVILLE HOLSTEINS
20600 KELP AVE
NORWALK, WI 54648-7041
608/343-6872

VAL-BISSON DOORMAN-ET

75K GTPI 99%R
+2164 G

CAN 107281711 99%RHA-I TR TP TY TV TL
CAN 5Y EX 90 08/06/2011

PTA -446M +14F +9P 99%R12/2021
PTA -17NM +.11%F +.08%P 17%US
PTA +.5PL 2.64SCS -2.5DPR 2.6%DCE
PTA +2.44T +1.58UDC +.67FLC 99%R12/2021

MS DELICIOUS APPLE-RED-ET

19K GTPI 90%R
+1564 G

USA 139236776 100%RHA-NA TC TV TL TD
6-07 94 EEEEE 2E 04/10/2008

PTA -995M -38F -19P 90%R12/2021
PTA -542NM +.00%F +.04%P
PTA -3.2PL 3.38SCS -5.6DPR 4.1%DCE
PTA +2.01T +2.30UDC +2.05FLC 88%R12/2021

	AGE	X	DAYS	MILK	DCRM	%	FAT	%	PRT	DCRC
*	2-02	2	365	26460	95	3.9	1036	3.1	821	95
**	4-03	2	305	32840	94	3.7	1229	3.0	998	94
**	5-11	2	365	40660	95	3.9	1570	3.3	1331	95
**	7-02	2	365	46510	95	4.0	1844	3.1	1424	95
	LIFE		1732	177970		3.9	6948	3.2	5632	

MR D APPLE DIAMONDBACK

49K GTPI 99%R
+1873 G

840003013721049 99%RHA-I RC TP TC TY TV
3-03 93 EEEE 03/24/2014

PTA -400M -25F -1P 99%R12/2021
PTA -274NM -.03%F +.04%P 65%US
PTA +.0PL 3.12SCS -3.0DPR 2.9%DCE
PTA +2.44T +1.95UDC +1.43FLC 99%R12/2021
PTA -72FE -3.4FI 3.6%SCE

GEN-COM HY-CLASS

75K GTPI 96%R
+1484 G

CAN 106566047 100%RHA-NA RC TC TY TV TL
05/24/2014

PTA -2215M -54F -49P 97%R12/2021
PTA -709NM +.12%F +.08%P 81%US
PTA -2.6PL 3.21SCS +.1DPR 2.6%DCE
PTA +1.29T +1.43UDC +1.43FLC 95%R12/2021

RIDGEVILLE HY-CLASS KHLOE

CTPI 52%R
+1509

840003137388989 100%RHA-NA
4-02 83 V+G++ 09/03/2016

PTA -1101M -46F -40P 51%R12/2021
PTA -449NM -.01%F -.02%P
PTA -.9PL 3.05SCS -1.5DPR 3.1%DCE
PTA +.17T +.22UDC +1.06FLC 55%R12/2021
PTA -137FE -1.7FI 3.4%SCE

RIDGEVILLE SOCRATS KLONDIKE

13K GTPI 84%R
+1767 G

USA 66298232 100%RHA-NA TL TD
5-01 88 VEVVV 10/12/2008

	AGE	X	DAYS	MILK	DCRM	%	FAT	%	PRT	DCRC
**	2-09	3	305	26000	90	3.7	952	3.0	787	90
			337	27540	90	3.7	1012	3.0	839	90
*	4-00	3	305	24910	93	3.9	973	3.0	753	93

PTA +423M -18F -15P 85%R12/2021
PTA -74NM -.12%F -.10%P
PTA +.8PL 2.91SCS -3.2DPR 3.0%DCE
PTA +.23T -.44UDC +.88FLC 86%R12/2021

	AGE	X	DAYS	MILK	DCRM	%	FAT	%	PRT	DCRC
***	2-03	2	305	23990	95	3.5	846	2.7	651	95
			346	26630	95	3.6	952	2.8	746	95
***	3-04	2	305	30370	95	3.1	935	2.8	851	95
			365	34310	95	3.2	1083	2.9	989	95
***	4-08	2	305	28600	95	3.2	917	2.9	825	95
			364	31010	95	3.2	990	2.9	909	95
***	5-11	2	304	29610	95	3.4	1012	2.7	812	95
***	6-11	2	300	25470	95	3.3	835	2.7	699	95
***	7-10	3	96	7520		2.2	163	2.7	203	
	LIFE		1858	159400		3.3	5219	2.8	4530	

Protein reported is true protein.

006003514

3214420

3/25/2022



OFFICIAL HOLSTEIN PEDIGREE



U.S. Registered Holsteins
FOR MAXIMUM PROFIT

Holstein Association USA, Inc.

U.S. Registered Holsteins
FOR MAXIMUM PROFIT

www.holsteinusa.com

99% Registered Holstein Ancestry (RHA-I)

RIDGEVILLE KINGPIN PARTY
840003202789119 99%RHA-I

PTPI 38%R
+2110

12/05/2019

1972
FEMALE

PTA -565M# +15F# +1P# 38%R12/2021
PTA +.1PL# 2.80SCS# +.4DPR# 2.9%DCE#
PTA +1.02T# +.68UDC# -.07FLC# 36%R12/2021
PTA -1FE# +0.3FI# 2.7%SCE#

RIDGEVILLE HOLSTEINS TOO
DBA: RIDGEVILLE HOLSTEINS
20600 KELP AVE
NORWALK, WI 54648-7041
608/343-6872

DE-SU BKM MCCUTCHEN 1174-ET 50K GTPI 99%R
USA 69990138 99%RHA-I TR TP TC TY TV TL +2217 G
4-10 93 EEEE GM 8/15 11/25/2010

PTA +248M +26F +11P 99%R12/2021
PTA +37NM +.06%F +.01%P 40%US
PTA -.9PL 2.91SCS -2.4DPR 1.8%DCE
PTA +2.18T +1.39UDC +.98FLC 99%R12/2021

GOLDEN-OAKS OBSRVR DIXIE-ET 50K GTPI 91%R
USA 69823260 100%RHA-NA +2319 G
4-02 90 EEVVE DOM 04/01/2011

PTA +554M +23F +16P 92%R12/2021
PTA +355NM +.01%F +.00%P 11%US
PTA +2.8PL 2.84SCS +.7DPR 2.8%DCE
PTA +.86T +1.07UDC -.01FLC 89%R12/2021

AGE X DAYS MILK DCRM % FAT % PRT DCRC
*** 2-00 2 305 22590 94 4.0 897 3.1 706 94
365 28290 94 3.9 1102 3.1 883 94
LIFE 1230 120220 3.7 4503 3.2 3847

KERNDTWAY KINGPIN-ET HD GTPI 99%R
USA 69502423 99%RHA-I TR TP TC TY TV TL +2239 G
4-05 92 EEEV 01/07/2013

PTA +153M +28F +11P 99%R12/2021
PTA +37NM +.08%F +.02%P 11%US
PTA -1.1PL 2.81SCS +.0DPR 2.1%DCE
PTA +1.76T +1.02UDC +.10FLC 99%R12/2021
PTA +26FE +0.1FI 2.6%SCE

RIDGEVILLE ADDICTN PARIS-ET PTPI 51%R
840003137389034 100%RHA-NA RC +1974
3-07 82 ++V++ 12/09/2016

PTA -1282M +1F -9P 53%R12/2021
PTA -10NM +.19%F +.11%P
PTA +1.3PL 2.79SCS +.7DPR 3.6%DCE
PTA +.28T# +.33UDC# -.24FLC# 46%R12/2021
PTA -28FE +0.4FI 2.8%SCE

MR ANSLY ADDICTION-P-RED-ET 50K GTPI 99%R
USA 72128091 100%RHA-NA PC CD TY TV TL +2016 G
2-06 90 VEVE 11/12/2012

PTA -1859M -10F -18P 99%R12/2021
PTA +33NM +.23%F +.15%P 45%US
PTA +2.7PL 2.63SCS +1.7DPR 2.8%DCE
PTA +.70T +1.11UDC -.20FLC 98%R12/2021

RABUR SHOTTLE PARANA-ET 13K GTPI 85%R
USA 65519181 100%RHA-NA TL TD +1900 G
5-11 86 VVV+V 09/12/2009

PTA -489M +13F -8P 86%R12/2021
PTA -87NM +.12%F +.03%P
PTA -.2PL 2.96SCS -.3DPR 3.2%DCE
PTA -.14T -.46UDC -.27FLC 87%R12/2021

AGE X DAYS MILK DCRM % FAT % PRT DCRC
*** 2-01 2 305 16930 94 4.1 701 3.3 554 94
319 17620 94 4.1 731 3.3 578 94
*** 3-03 2 305 22730 95 3.9 880 3.0 687 95
310 23010 95 3.9 892 3.0 696 95
*** 4-03 2 305 22300 94 4.2 941 3.5 776 94
306 22340 94 4.2 943 3.5 778 94
*** 5-08 2 295 22310 95 4.0 887 3.3 744 95
*** 6-10 3 225 16370 4.3 696 3.2 532
LIFE 1455 101650 4.1 4149 3.3 3328



OFFICIAL HOLSTEIN PEDIGREE



U.S. Registered Holsteins
FOR MAXIMUM PROFIT

Holstein Association USA, Inc.

U.S. Registered Holsteins
FOR MAXIMUM PROFIT

www.holsteinusa.com

99% Registered Holstein Ancestry (RHA-I)

RIDGEVILLE DIAMONDBACK PEPP
840003202789122 99%RHA-I

PTPI 46%R
+1653

12/22/2019

1975
FEMALE

PTA -1245M# -44F# -28P# 46R12/2021
PTA -.2PL# 3.00SCS# -.7DPR# 3.2%DCE#
PTA +1.40T#+1.05UDC# +.88FLC# 46R12/2021
PTA -137FE# -1.7FI# 3.4%SCE#

RIDGEVILLE HOLSTEINS TOO
DBA: RIDGEVILLE HOLSTEINS
20600 KELP AVE
NORWALK, WI 54648-7041
608/343-6872

VAL-BISSON DOORMAN-ET

75K GTPI 99%R
+2164 G

CAN 107281711 99%RHA-I TR TP TY TV TL
CAN 5Y EX 90 08/06/2011

PTA -446M +14F +9P 99R12/2021
PTA -17NM +.11%F +.08%P 17%US
PTA +.5PL 2.64SCS -2.5DPR 2.6%DCE
PTA +2.44T +1.58UDC +.67FLC 99R12/2021

MS DELICIOUS APPLE-RED-ET

19K GTPI 90%R
+1564 G

USA 139236776 100%RHA-NA TC TV TL TD
6-07 94 EEEEE 2E 04/10/2008

PTA -995M -38F -19P 90R12/2021
PTA -542NM +.00%F +.04%P
PTA -3.2PL 3.38SCS -5.6DPR 4.1%DCE
PTA +2.01T +2.30UDC +2.05FLC 88R12/2021

	AGE	X	DAYS	MILK	DCRM	%	FAT	%	PRT	DCRC
*	2-02	2	365	26460	95	3.9	1036	3.1	821	95
**	4-03	2	305	32840	94	3.7	1229	3.0	998	94
**	5-11	2	365	40660	95	3.9	1570	3.3	1331	95
**	7-02	2	365	46510	95	4.0	1844	3.1	1424	95
	LIFE			1732	177970		3.9	6948	3.2	5632

MR D APPLE DIAMONDBACK

49K GTPI 99%R
+1873 G

840003013721049 99%RHA-I RC TP TC TY TV
3-03 93 EEEE 03/24/2014

PTA -400M -25F -1P 99R12/2021
PTA -274NM -.03%F +.04%P 65%US
PTA +.0PL 3.12SCS -3.0DPR 2.9%DCE
PTA +2.44T +1.95UDC +1.43FLC 99R12/2021
PTA -72FE -3.4FI 3.6%SCE

HEAVENLY GOLDEN DREAMS-ET

50K GTPI 99%R
+1779 G

GBR 642262 100%RHA-NA TV TL
06/19/2008

PTA -1411M -21F -36P 99R12/2021
PTA -296NM +.12%F +.03%P 13%US
PTA -1.6PL 2.71SCS -.6DPR 2.6%DCE
PTA +1.65T +1.50UDC +.69FLC 99R12/2021

RIDGEVILLE GLD DRM PAULA-ET

13K GTPI 83%R
+1436 G

840003130430276 100%RHA-NA TL TD
3-04 80 +++F+ 03/13/2015

PTA -2090M -62F -55P 84R12/2021
PTA -574NM +.07%F +.04%P
PTA -.4PL 2.88SCS +1.6DPR 3.5%DCE
PTA +.35T +1.5UDC +.32FLC 83R12/2021
PTA -202FE +0.0FI 3.2%SCE

RIDGEVILLE ASPEN PENNY

CTPI 63%R
+1139

USA 60929561 100%RHA-NA
9-05 93 EEEEE 3E 11/06/2002

PTA -1687M -76F -52P 64R12/2021
PTA -905NM -.04%F +.00%P
PTA -3.0PL 3.08SCS -.5DPR 4.4%DCE
PTA +.66T -1.29UDC +.67FLC 70R12/2021

	AGE	X	DAYS	MILK	DCRM	%	FAT	%	PRT	DCRC
***	1-10	3	265	12930	3.8	486	3.3	426		
***	2-09	3	267	18870	4.1	767	3.4	633		
**	3-08	3	305	21490	90	4.0	870	3.2	698	90
			320	22000	90	4.0	891	3.2	715	90

	AGE	X	DAYS	MILK	DCRM	%	FAT	%	PRT	DCRC
***	2-06	3	305	23230	96	2.9	673	2.9	677	96
				365	26250	96	3.0	784	3.0	776
***	3-09	2	305	18790	94	3.5	652	3.2	596	94
				332	19500	94	3.5	679	3.2	621
***	5-02	2	305	31820	95	3.2	1023	3.0	945	95
				365	35890	95	3.3	1178	3.0	1080
***	6-06	2	305	29150	94	3.7	1082	3.0	867	94
				323	29790	94	3.7	1107	3.0	888
***	7-09	2	302	28180	93	3.7	1052	3.0	849	93
***	9-02	2	305	33550	95	3.1	1040	2.8	946	95
				364	37040	95	3.2	1180	2.9	1064
***	10-04	2	284	25540	93	3.4	877	3.0	758	93
	LIFE			2392	205240		3.4	6981	3.0	6143

Protein reported is true protein.

006003514 3214422 3/25/2022



OFFICIAL HOLSTEIN PEDIGREE



U.S. Registered Holsteins
FOR MAXIMUM PROFIT

Holstein Association USA, Inc.

U.S. Registered Holsteins
FOR MAXIMUM PROFIT

www.holsteinusa.com

99% Registered Holstein Ancestry (RHA-I)

RIDGEVILLE FABIO GROOVY
840003202789123 99%RHA-I

P8 PTPI 37%R
+2390

12/23/2019

1976
FEMALE

PTA +857M# +18F# +22P# 37%R 12/2021
PTA +3.7PL# 2.95SCS# +.2DPR# 2.4%DCE#
PTA +1.39T#+1.53UDC# +.76FLC# 37%R 12/2021
PTA +54FE# +0.3FI# 2.0%SCE#

RIDGEVILLE HOLSTEINS TOO
DBA: RIDGEVILLE HOLSTEINS
20600 KELP AVE
NORWALK, WI 54648-7041
608/343-6872

OCD RODGERS FRANCHISE-ET 49K GTPI 99%R
840003014365400 100%RHA-NA TR TP TY TV
06/22/2014

PTA +645M +34F +26P 99%R 12/2021
PTA +496NM +.03%F +.02%P 69%US
PTA +3.2PL 2.96SCS +.1DPR 1.2%DCE
PTA +.38T +1.68UDC -.22FLC 99%R 12/2021

FARNEAR-TBR-BH VICKIE-ET 9K GTPI 93%R
USA 71290953 100%RHA-NA TY TV
6-08 94 EEEEE 2E 11/11/2012

PTA +689M +24F +16P 94%R 12/2021
PTA +200NM -.01%F -.02%P
PTA +1.5PL 3.03SCS -.4DPR 2.7%DCE
PTA +1.58T +.85UDC +.48FLC 90%R 12/2021

AGE	X	DAYS	MILK	DCRM	%	FAT	%	PRT	DCRC
***	2-02	3	305	33200	102	3.8	1272	3.0	1004 92
***	3-09	3	365	45680	102	3.6	1662	3.0	1357 94
***	5-00	3	365	43170	102	3.2	1367	3.0	1299 92
***	6-05	3	365	39630	102	3.2	1259	3.1	1209 93
LIFE			1949	217120		3.4	7388	3.0	6553

P9 75K GTPI 97%R
LEANINGHOUSE FABIO 22171-ET +2449 G
840003131992915 100%RHA-NA TR TP TC TY
04/09/2016

PTA +712M +14F +19P 99%R 12/2021
PTA +398NM -.05%F -.01%P 100%US
PTA +4.4PL 2.95SCS +1.3DPR 1.4%DCE
PTA +1.46T +1.88UDC +.31FLC 94%R 12/2021
PTA +40FE +1.3FI 1.5%SCE

P9 75K GTPI 98%R
OCD JOSUPER ZAMBONI-ET +2684 G
840003127422222 99%RHA-I TR TP TC TY TV
04/11/2015

PTA +1730M +63F +57P 99%R 12/2021
PTA +613NM -.01%F +.01%P 100%US
PTA +2.7PL 2.89SCS -2.2DPR 2.7%DCE
PTA +1.53T +1.79UDC +1.14FLC 97%R 12/2021

CTPI 50%R
RIDGEVILLE ZAMBONI 1744 +2331
840003146626906 99%RHA-I
2-06 80 G++G+ 01/06/2018

PTA +1002M +22F +25P 50%R 12/2021
PTA +300NM -.06%F -.02%P
PTA +3.0PL 2.94SCS -.9DPR 3.4%DCE
PTA +1.31T +1.17UDC +1.20FLC 53%R 12/2021
PTA +69FE -0.7FI 2.5%SCE

CTPI 55%R
RIDGEVILLE BAYONET GROOVIE +2110
840003130430351 100%RHA-NA
4-04 87 VE++V 03/07/2016

PTA +636M -1F +11P 55%R 12/2021
PTA +85NM -.09%F -.03%P
PTA +2.1PL 2.93SCS +.5DPR 3.6%DCE
PTA +.87T +.55UDC +.48FLC 56%R 12/2021

AGE	X	DAYS	MILK	DCRM	%	FAT	%	PRT	DCRC
**	1-09	3	293	27140	90	3.7	1006	3.0	813 90
**	2-09	3	305	28940	91	3.4	977	3.0	855 91
			337	31130	91	3.4	1056	3.0	927 91
**	3-10	3	305	32360	91	3.3	1060	2.9	946 91
*	5-00	4	305	36020	94	4.0	1426	3.0	1082 92
LIFE			1304	131360		3.6	4738	3.0	3923



OFFICIAL HOLSTEIN PEDIGREE



U.S. Registered Holsteins
FOR MAXIMUM PROFIT

Holstein Association USA, Inc.

U.S. Registered Holsteins
FOR MAXIMUM PROFIT

www.holsteinusa.com

99% Registered Holstein Ancestry (RHA-I)

RIDGEVILLE DOC 1986

P8 PTPI 38%R
+2448

03/01/2020

1986
FEMALE

840003202789133 99%RHA-I

RIDGEVILLE HOLSTEINS TOO
DBA: RIDGEVILLE HOLSTEINS
20600 KELP AVE
NORWALK, WI 54648-7041
608/343-6872

PTA +944M# +32F# +33P# 38%R12/2021
PTA +1.9PL# 3.05SCS# -.2DPR# 3.2%DCE#
PTA +2.23T#+1.44UDC#+1.46FLC# 38%R12/2021
PTA +88FE# -0.1FI# 2.8%SCE#

MORNINGVIEW MCC KINGBOY-ET 49K GTPI 99%R
+2337 G
USA 72044077 99%RHA-I TR TP TC TY TV TL
4-08 92 EEVE 10/19/2012

PTA +864M +23F +23P 99%R12/2021
PTA +131NM -.04%F -.01%P 52%US
PTA -.8PL 2.80SCS +.6DPR 2.0%DCE
PTA +1.95T +1.59UDC +.29FLC 99%R12/2021

WCD-ZBW MACK DADDY-ET 10K GTPI 85%R
+2559 G
840003012506777 99%RHA-I TR TL TD
3-10 88 VEVVV 10/29/2013

PTA +1024M +37F +42P 85%R12/2021
PTA +424NM -.01%F +.04%P
PTA +2.0PL 3.09SCS -1.6DPR 2.6%DCE
PTA +2.65T +1.53UDC +2.46FLC 84%R12/2021

AGE	X	DAYS	MILK	DCRM	%	FAT	%	PRT	DCRC
***	1-11	3	305	31000	94	3.2	984	3.1	971 84
			365	37410	94	3.1	1154	3.2	1188 84
***	3-01	3	305	34220	97	3.2	1110	3.2	1079 90
			365	39560	97	3.3	1303	3.2	1280 90

WOODCREST KING DOC P9 75K GTPI 99%R
+2783 G
840003132417775 99%RHA-I TR TP TC TY TV
3-04 90 EEVE GM 12/21 11/01/2015

PTA +1574M +69F +54P 99%R12/2021
PTA +554NM +.03%F +.02%P 49%US
PTA +2.2PL 3.14SCS -1.5DPR 2.4%DCE
PTA +3.54T +2.36UDC +2.10FLC 99%R12/2021
PTA +179FE -1.2FI 2.7%SCE

COYNE-FARMS JACEY CRI-ET 50K GTPI 99%R
+2392 G
USA 70541519 99%RHA-I TP TY TV TL TD
08/15/2011

PTA +1371M -6F +43P 99%R12/2021
PTA +323NM -.20%F +.00%P 58%US
PTA +3.0PL 2.61SCS +1.7DPR 3.4%DCE
PTA +.64T +.56UDC +.75FLC 99%R12/2021

CREST-VIEW-ACRES JC CAMILLA CTPI 53%R
+2116
840003013583402 99%RHA-I
4-06 88 EEVVV 01/27/2014

PTA +313M -5F +12P 54%R12/2021
PTA +55NM -.06%F +.01%P
PTA +1.5PL 2.96SCS +1.1DPR 4.0%DCE
PTA +.91T +.51UDC +.82FLC 53%R12/2021
PTA -2FE +1.1FI 2.9%SCE

CREST-VIEW-ACRES SHO CLOVER CTPI 56%R
+1815
USA 69966914 100%RHA-NA
7-06 88 EE+VV 01/15/2011

AGE	X	DAYS	MILK	DCRM	%	FAT	%	PRT	DCRC
***	1-09	2	305	25420	94	4.1	1054	3.3	833 94
			324	26860	94	4.1	1102	3.3	882 94
***	2-10	2	305	30190	95	3.1	950	3.2	963 95
			312	30530	95	3.2	964	3.2	975 95
***	3-09	2	305	27940	95	3.7	1025	3.0	842 95
			339	30150	95	3.7	1103	3.0	919 95
**	4-10	3	305	32470	92	3.5	1152	3.0	963 92
			365	37150	92	3.5	1318	3.0	1110 92
LIFE			1422	133710		3.7	4891	3.1	4128

PTA -246M -2F -10P 56%R12/2021
PTA -133NM +.03%F -.01%P
PTA +.5PL 3.00SCS -.7DPR 4.0%DCE
PTA +.55T -.27UDC +.16FLC 58%R12/2021

AGE	X	DAYS	MILK	DCRM	%	FAT	%	PRT	DCRC
***	1-11	2	305	22200	95	3.7	832	2.9	633 95
			343	24330	95	3.8	927	2.9	706 95
***	3-00	2	305	24970	99	4.6	1138	3.2	809 99
			365	28780	99	4.6	1325	3.3	950 99
***	4-03	2	305	27670	100	4.2	1155	3.1	863 100
			365	31530	100	4.3	1361	3.2	1013 100
***	6-00	2	305	24600	99	4.3	1058	3.1	768 99
			308	24750	99	4.3	1064	3.1	773 99
***	6-11	2	305	25720	95	3.9	1010	3.1	787 95
			310	25990	95	3.9	1024	3.1	797 95
LIFE			1893	145630		4.2	6179	3.2	4641

Protein reported is true protein.

006003514

3214428

3/25/2022



OFFICIAL HOLSTEIN PEDIGREE



U.S. Registered Holsteins
FOR MAXIMUM PROFIT

Holstein Association USA, Inc.

U.S. Registered Holsteins
FOR MAXIMUM PROFIT

www.holsteinusa.com

99% Registered Holstein Ancestry (RHA-I)

PIERCE-VALE 1ST GRADE RISE

840003143707032 99%RHA-I
2-01 81 ++F++

CTPI 47%R
+1994

06/24/2018

3043
FEMALE

PTA	+254M	-7F	-18P	46%R12/2021
PTA	-53NM	-.06%F	-.09%P	
PTA	+1.9PL	2.80SCS	+1.9DPR	3.4%DCE
PTA	+1.68T	+1.83UDC	+1.42FLC	53%R12/2021
PTA	-68FE	+0.8FI	2.6%SCE	

AGE	X	DAYS	MILK	DCRM	%	FAT	%	PRT	DCRC	
*	1-11	3	305	20650	92	4.0	833	2.9	605	92

RIDGEVILLE HOLSTEINS TOO
DBA: RIDGEVILLE HOLSTEINS
20600 KELP AVE
NORWALK, WI 54648-7041
608/343-6872

ZAHBULLS ALTA1STCLASS-ET

USA 71441918 100%RHA-NA TR TP TC TY TV
02/01/2013

49K GTPI 99%R
+2168 G

PTA	-754M	+25F	-8P	99%R12/2021
PTA	+158NM	+1.20%F	+0.06%P	17%US
PTA	+2.2PL	2.85SCS	+2.2DPR	3.2%DCE
PTA	+1.02T	+2.06UDC	-1.06FLC	99%R12/2021

FARNEAR-TBR-BH GABRIELLE-ET

USA 71290946 99%RHA-I TL TD
11/01/2012

9K GTPI 83%R
+2254 G

PTA	+998M	+8F	+16P	84%R12/2021
PTA	+32NM	-.10%F	-.05%P	
PTA	+1.4PL	2.77SCS	-.3DPR	2.4%DCE
PTA	+2.42T	+1.33UDC	+1.68FLC	83%R12/2021

FARNEAR-BH 1ST GRADE-ET

840003125993676 99%RHA-I TC TY TV TL TD
03/15/2015

P6 75K GTPI 97%R
+2216 G

PTA	+401M	-12F	-7P	98%R12/2021
PTA	+56NM	-.10%F	-.07%P	11%US
PTA	+2.8PL	2.61SCS	+1.2DPR	2.7%DCE
PTA	+2.14T	+2.60UDC	-.02FLC	98%R12/2021
PTA	-55FE	+1.0FI	2.3%SCE	

PIERCE-VALE BAXTER RIZZO

USA 68654013 100%RHA-NA
9-00 90 EEVEV
07/14/2009

CTPI 54%R
+1779

PTA	+206M	-3F	-25P	53%R12/2021
PTA	-112NM	-.04%F	-.11%P	
PTA	+2.0PL	3.04SCS	-.3DPR	3.6%DCE
PTA	-.53T	-.79UDC	+1.48FLC	61%R12/2021
PTA	-69FE	-0.2FI	2.9%SCE	

AGE	X	DAYS	MILK	DCRM	%	FAT	%	PRT	DCRC	
***	2-00	2	292	20180	100	3.9	788	2.8	559	100
***	3-00	2	305	25680	100	3.7	948	2.8	707	100
			365	29240	100	3.8	1102	2.8	815	100
***	4-02	2	305	28540	100	3.6	1034	2.7	767	100
			364	31450	100	3.6	1127	2.8	865	100
***	5-05	2	305	30720	100	3.6	1109	2.6	794	100
			350	33370	100	3.7	1242	2.6	878	100
***	6-07	2	305	27790	100	4.6	1281	2.7	764	100
			365	32490	100	4.6	1486	2.8	905	100
***	8-00	2	288	27060	94	3.9	1057	2.7	718	94
***	8-11	2	100	10090		3.6	367	2.6	261	
LIFE			2217	189280		3.9	7405	2.7	5174	

EMERALD-ACR-SA T-BAXTER

USA 132973942 100%RHA-NA B/R TY TV TL
04/07/2002

50K GTPI 99%R
+2000 G

PTA	+824M	+29F	+0P	99%R12/2021
PTA	+146NM	-.01%F	-.09%P	18%US
PTA	+1.9PL	3.12SCS	-2.9DPR	2.7%DCE
PTA	+1.07T	-.12UDC	+1.18FLC	99%R12/2021

PIERCE-VALE OUT RISCO-ET

USA 138543671 100%RHA-NA
4-02 86 VV+V
05/20/2007

CTPI 57%R
+1529

PTA	-743M	-34F	-44P	58%R12/2021
PTA	-373NM	-.02%F	-.08%P	
PTA	+1.5PL	3.04SCS	+1.9DPR	4.0%DCE
PTA	-1.04T	-1.53UDC	-.26FLC	60%R12/2021

AGE	X	DAYS	MILK	DCRM	%	FAT	%	PRT	DCRC	
***	2-01	2	305	22160	100	3.7	820	2.9	641	100
			365	26030	100	3.8	983	2.9	766	100
***	3-08	2	295	27080	100	3.4	931	2.7	743	100



OFFICIAL HOLSTEIN PEDIGREE



U.S. Registered Holsteins
FOR MAXIMUM PROFIT

Holstein Association USA, Inc.

U.S. Registered Holsteins
FOR MAXIMUM PROFIT

www.holsteinusa.com

100% Registered Holstein Ancestry (RHA-NA)

PIERCE-VALE BRADY TRISTA
840003143707019 100%RHA-NA
2-06 83 +++++
CTPI 47%R
+1661

PTA -278M -27F -32P 46%R12/2021
PTA -422NM -.06%F -.08%P
PTA -1.2PL 2.84SCS -3.2DPR 4.1%DCE
PTA +1.84T +1.41UDC +.88FLC 53%R12/2021
PTA -113FE -3.4FI 2.7%SCE

AGE X DAYS MILK DCRM % FAT % PRT DCRC
* 2-04 3 305 23260 94 3.8 886 3.0 694 94

BUTZ-BUTLER ATWOOD BRADY-ET
USA 140610404 100%RHA-NA TC TY TV TL TD
4-05 93 EEE+ 02/28/2010
50K GTPI 99%R
+1466 G

PTA -616M -47F -44P 99%R12/2021
PTA -640NM -.09%F -.09%P 40%US
PTA -2.1PL 2.83SCS -4.4DPR 3.5%DCE
PTA +2.18T +1.82UDC +.49FLC 99%R12/2021
PTA -171FE -4.4FI 2.6%SCE

PIERCE-VALE AFTSHOCK TRISHA
USA 74146378 100%RHA-NA
3-04 86 VV+VV 03/12/2015
CTPI 52%R
+1825

PTA -214M -9F -22P 52%R12/2021
PTA -211NM +.00%F -.06%P
PTA +.1PL 2.83SCS -1.7DPR 4.0%DCE
PTA +1.18T +.74UDC +.88FLC 56%R12/2021
PTA -65FE -2.1FI 2.8%SCE

AGE X DAYS MILK DCRM % FAT % PRT DCRC
*** 2-02 2 284 20620 94 3.8 792 2.8 574 94
*** 3-01 2 305 25210 95 3.7 935 2.8 703 95
365 29540 95 3.7 1096 2.8 832 95
*** 4-06 2 305 26330 94 3.5 919 2.7 702 94
330 27430 94 3.5 963 2.7 737 94

05/02/2018 3300 FEMALE
RIDGEVILLE HOLSTEINS TOO
DBA: RIDGEVILLE HOLSTEINS
20600 KELP AVE
NORWALK, WI 54648-7041
608/343-6872

MAPLE-DOWNS-I G W ATWOOD-ET
CAN 8956379 100%RHA-NA TR TP TY TV TL
4-06 90 EE+V 02/24/2007
50K GTPI 99%R
+1906 G

PTA -344M +11F -9P 99%R12/2021
PTA -267NM +.09%F +.01%P 45%US
PTA -2.6PL 3.12SCS -4.8DPR 4.4%DCE
PTA +2.91T +1.91UDC +2.09FLC 99%R12/2021

REGANCREST BRASILIA-ET
USA 62496866 100%RHA-NA
6-05 92 EEEVE 2E DOM 12/02/2005
IMP GTPI 93%R
+1625 G

PTA +96M -22F -20P 93%R12/2021
PTA -460NM -.09%F -.08%P
PTA -2.8PL 3.07SCS -3.3DPR 2.8%DCE
PTA +1.30T +.89UDC +.56FLC 92%R12/2021

AGE X DAYS MILK DCRM % FAT % PRT DCRC
*** 2-03 3 305 28020 98 3.6 1007 2.8 776 93
365 33180 98 3.6 1186 2.8 926 93
* 5-03 2 305 29510 94 3.9 1154 2.6 754 94

MS ATLEES SHT AFTERSHOCK-ET
USA 65249839 100%RHA-NA TC TY TV TL TD
7-05 92 EEEVE 12/01/2007
50K GTPI 99%R
+1675 G

PTA -451M -22F -31P 99%R12/2021
PTA -393NM -.02%F -.06%P 34%US
PTA -.6PL 2.94SCS -2.5DPR 4.6%DCE
PTA +1.49T +1.14UDC +.53FLC 99%R12/2021

PIERCE-VALE FEVER TEASE-ET
USA 71384469 100%RHA-NA
5-00 90 EVEVE 12/27/2012
CTPI 54%R
+1911

PTA -784M -3F -12P 53%R12/2021
PTA -117NM +.10%F +.05%P
PTA -.2PL 2.82SCS -1.0DPR 2.9%DCE
PTA +1.00T +.15UDC +.90FLC 61%R12/2021

AGE X DAYS MILK DCRM % FAT % PRT DCRC
*** 2-02 2 305 18630 100 4.6 864 3.3 621 100
365 21990 100 4.7 1031 3.4 751 100
*** 3-04 2 305 21940 100 4.5 998 3.6 795 100
365 25370 100 4.6 1170 3.7 932 100
*** 4-10 2 305 25840 95 4.2 1089 3.4 890 95
328 27240 95 4.2 1154 3.5 946 95



OFFICIAL HOLSTEIN PEDIGREE



U.S. Registered Holsteins
FOR MAXIMUM PROFIT

Holstein Association USA, Inc.

U.S. Registered Holsteins
FOR MAXIMUM PROFIT

www.holsteinusa.com

99% Registered Holstein Ancestry (RHA-I)

MYSTIK-KREEK OMEGA-RED-ET
840003143707040 99%RHA-I

PTPI 49%R
+1727

09/01/2018

3511
FEMALE

RIDGEVILLE HOLSTEINS TOO
DBA: RIDGEVILLE HOLSTEINS
20600 KELP AVE
NORWALK, WI 54648-7041
608/343-6872

PTA -587M -41F -14P 50%R12/2021
PTA -370NM -.07%F +.02%P
PTA -1.3PL 3.21SCS -.9DPR 3.5%DCE
PTA +1.67T#+1.26UDC#+.84FLC# 47%R12/2021
PTA -102FE -1.3FI 3.2%SCE

AGE X DAYS MILK DCRM % FAT % PRT DCRC
* 2-03 2 291 19310 95 4.1 787 3.2 622 95

VAL-BISSON DOORMAN-ET

75K GTPI 99%R
+2164 G

CAN 107281711 99%RHA-I TR TP TY TV TL
CAN 5Y EX 90 08/06/2011

PTA -446M +14F +9P 99%R12/2021
PTA -17NM +.11%F +.08%P 17%US
PTA +.5PL 2.64SCS -2.5DPR 2.6%DCE
PTA +2.44T +1.58UDC +.67FLC 99%R12/2021

MS DELICIOUS APPLE-RED-ET

19K GTPI 90%R
+1564 G

USA 139236776 100%RHA-NA TC TV TL TD
6-07 94 EEEEE 2E 04/10/2008

PTA -995M -38F -19P 90%R12/2021
PTA -542NM +.00%F +.04%P
PTA -3.2PL 3.38SCS -5.6DPR 4.1%DCE
PTA +2.01T +2.30UDC +2.05FLC 88%R12/2021

AGE X DAYS MILK DCRM % FAT % PRT DCRC
* 2-02 2 365 26460 95 3.9 1036 3.1 821 95
** 4-03 2 305 32840 94 3.7 1229 3.0 998 94
** 5-11 2 365 40660 95 3.9 1570 3.3 1331 95
** 7-02 2 365 46510 95 4.0 1844 3.1 1424 95
LIFE 1732 177970 3.9 6948 3.2 5632

MR D APPLE DIAMONDBACK

49K GTPI 99%R
+1873 G

840003013721049 99%RHA-I RC TP TC TY TV
3-03 93 EEEE 03/24/2014

PTA -400M -25F -1P 99%R12/2021
PTA -274NM -.03%F +.04%P 65%US
PTA +.0PL 3.12SCS -3.0DPR 2.9%DCE
PTA +2.44T +1.95UDC +1.43FLC 99%R12/2021
PTA -72FE -3.4FI 3.6%SCE

MYSTIK-KREEK SSD OHONEY-RED

9K GTPI 86%R
+1484 G

USA 139079292 100%RHA-NA TL TD
7-07 93 EEEEE 2E 11/15/2007

PTA -1000M -75F -33P 87%R12/2021
PTA -570NM -.14%F -.01%P
PTA -2.6PL 3.30SCS +1.2DPR 2.7%DCE
PTA +.90T +.56UDC +.25FLC 87%R12/2021
PTA -170FE +0.8FI 2.7%SCE

AGE X DAYS MILK DCRM % FAT % PRT DCRC
*** 2-07 2 305 23170 99 2.6 603 3.4 781 99
*** 4-06 2 305 23580 100 3.5 822 3.0 699 100

SCIENTIFIC SS DEUCE-ET

50K GTPI 99%R
+1650 G

USA 135781957 100%RHA-NA RC TY TV TL
4-07 90 EEV+ 09/09/2004

PTA -524M -60F -19P 99%R12/2021
PTA -346NM -.14%F -.01%P 84%US
PTA -.9PL 3.21SCS +2.4DPR 2.7%DCE
PTA +.22T -.12UDC +.18FLC 99%R12/2021

SCHROCK-BROS ADVENT OREO-ET

IMP GTPI 75%R
+1508 G

USA 135153600 100%RHA-NA RC
4-03 90 VVVVE 03/15/2004

PTA -1243M -48F -39P 76%R12/2021
PTA -454NM +.00%F +.00%P
PTA -1.1PL 3.10SCS -.6DPR 3.5%DCE
PTA +.74T +.28UDC +.97FLC 77%R12/2021

AGE X DAYS MILK DCRM % FAT % PRT DCRC
*** 2-03 2 305 20760 99 3.6 740 3.1 639 99
365 24180 99 3.6 878 3.1 753 99
*** 3-08 2 305 27150 96 4.2 1144 2.9 797 96

Heifer #	Dam #	Heifer Sire	Heifer Birthdate	Other Information
1984	243	Warrior-red	3/1/2020	Bred 7/27/21, Sexed Analyst-red
1988	1816	Tatoo	3/14/2020	Bred 7/24/21 Herd Bull
2004	1642	Luster-P	6/2/2020	Bred 7/27/21 Sexed, Doc
2027	2	Cinderdoor	9/19/2020	Open
2049	3088	Analyst-red	11/14/2020	Open
2056	896	Crushtime	12/13/2020	Open
2059	3133	Analyst-red	12/22/2020	Bred 2/27/22, sexed Warrior-red
2071	255	Doc	2/4/2021	Potential 19th gen EX
2072	1795	Amplify-P	2/13/2021	
2084	365	Doc	3/16/2021	Damlost shortly after calving, never scored otherwise heifer would have been 20th gen EX
2086	233	Helix	3/19/2021	
2088	1780	Luster-P	3/30/2021	
2089	1386	Doc	4/10/2021	Dam EX -91
2118	299	7AY111 Reagan	7/3/2021	2 gen Ayrshire cross
2123	60	Helix	7/17/2021	
2128	389	Doc	8/1/2021	3rd dam Stone front Iron Pasta
2129	276	Doc	8/3/2021	
		Sire	Birthdate	
BULL #2092	1454	Thomas-P	4/16/2021	guaranteed polled
Heifer #	Dam #	Heifer Sire	Heifer Birthdate	Other Information
2136	1600	Diamondback	9/8/2021	
2142	1933	Analyst-red	10/7/2021	
2143	864	Maxwell-P	10/18/2021	
2144	3211	Coal	11/6/2021	
2145	1858	Blackgold-P	11/13/2021	
2146	4474	Sideswipe-PP	11/20/2021	
2147	3455	Rocket Fire	11/21/2021	
2150	3300	Coal	12/14/2021	
2152	319	by The Way - red P	12/24/2021	
2153	3038	Rocket Fire	12/29/2021	
2154	9477	Apple crisp	1/27/2022	
2155	1058	Diamondback	2/2/2022	
2156	1532	Luster-P	2/9/2022	
2158	1795	Coal	3/4/2022	
2159	255	Hamcock	3/5/2022	Potentential 19th gen EX
2160	1664	Analyst-red	3/5/2022	
2162	1114	Extra-P	3/24/2022	



Terms & Conditions:

Live Cattle Auction: Internet Buyer's Fee is 2.0% capped at US \$500.00 per lot

Timed Online Equipment Auction: Internet Buyer's Fee is 10.0% capped at US \$1,000.00 per lot

Timed Online Forage Auction: Internet Buyer's Fee is 10.0% capped at US \$1,000.00 per lot

Complete terms, lot listings and photos at SteffesGroup.com.

SteffesGroup.com

Steffes Group, Inc., 24400 MN Hwy 22 South, Litchfield, MN 55355

Registered Wisconsin Auctioneer Steffes Group, Inc. 457-53, 938382-91, Randy Kath WI-2789-52, Ashley Huhn WI-2788-52, RE-WI-59388 - 90, Details at SteffesGroup.com